



CATALOGUE OF LABORATORY FURNITURE





Worldwide

Laboratories all around the world.

www.mercilab.com

 **MERCILAB**
laboratory as it should be



BETTER LABORATORY,
BETTER SCIENCE,
BETTER LIFE

The **MERCILAB s.r.o.** company is a traditional **Czech manufacturer of laboratory furniture and fume cupboards**, operating in the market since 1992.

The base of company's portfolio is:

- **Fume cupboards** with electronic regulation
- **Service cells** made of metal
- A wide scale of **laboratory furniture** made of laminated chipboards, steel sheets or high-pressured laminate HPL



Quality-based, reliable and affordable laboratory doesn't need to be a fiction!

Our long-term practice in the field of development of laboratory technologies and interior solutions along with complete designing activities, delivery and assembly will persuade you of it.

We produce, supply and install laboratory furniture and fume cupboards in compliance with valid European standards and rigorous safety standards.

This is the MERCY® laboratory.





CERTIFICATES

The company MERCI, s.r.o. meets whole range of certification standards and its defined requirements.

Whole production range is certified according to **European standards** and tested by an **accredited, state-owned testing laboratory**.

EN 14056 | EN 14175

EN 13150 | EN 14727





ABOUT THE COMPANY

Founded in 1992, MERCI, s.r.o. company with an innovative approach and the high quality of products and services became Czech and Slovakian the most successful supplier of all kind of laboratory equipment including high quality furniture systems, fume cupboards and media distribution systems from its own production.

The company's scope of activities include design, manufacturing, delivery and installation of laboratories and chemical facilities to science and research institutions, colleges and universities, chemical and pharmaceutical industry and healthcare as well as quality control institutions.

MERCI, s.r.o. company is well known for its complex approach towards laboratory projects that include furniture, exhausting systems, necessary laboratory technologies plus recommended methodologies and procedures, instrumentation and the subsequent delivery of consumable supplies. More than 3000 satisfied customers and thousands of successfully finished projects of all sizes in Czech Republic and abroad are the proof of it.





COMPANY HISTORY



2018

New product line – fume cupboards and service cells MERCI® G

Certification ISO 9001:2016

2017

New product line – metal laboratory furniture MERCI® F

New controlling software system for the furniture production

2016

New service centre in Prague

2015

Final-inspection of the new administration centre

2014

New technical equipment of our workroom

2013

Opening of the education centre for employees of the company MERCI

20th anniversary of the company MERCI

2012

First presentation of laboratory furniture MERCI at the international Exhibition AICHEMA

Starting of the building of a new education centre for the education of company's employees

2008

Certification ISO 18001:2007

Starting of operation of new logistic centre

Starting of production of new variegated line of „intelligent“ fume cupboards MERCI® N

2009

Acquisition of a trademark MERCI®

Introducing of a new company's logotype

2010

Certification ISO 13458:2003

2011

Introducing of a new line of laboratory furniture MERCI® EKO

2005

Certification OHSAS 14001:2004

Starting of operation of a new logistic centre

Starting of production of „intelligent“ fume cupboards MERCI® N

2004

Starting of operation of a new factory area

2003

Certification ISO 9001:2000

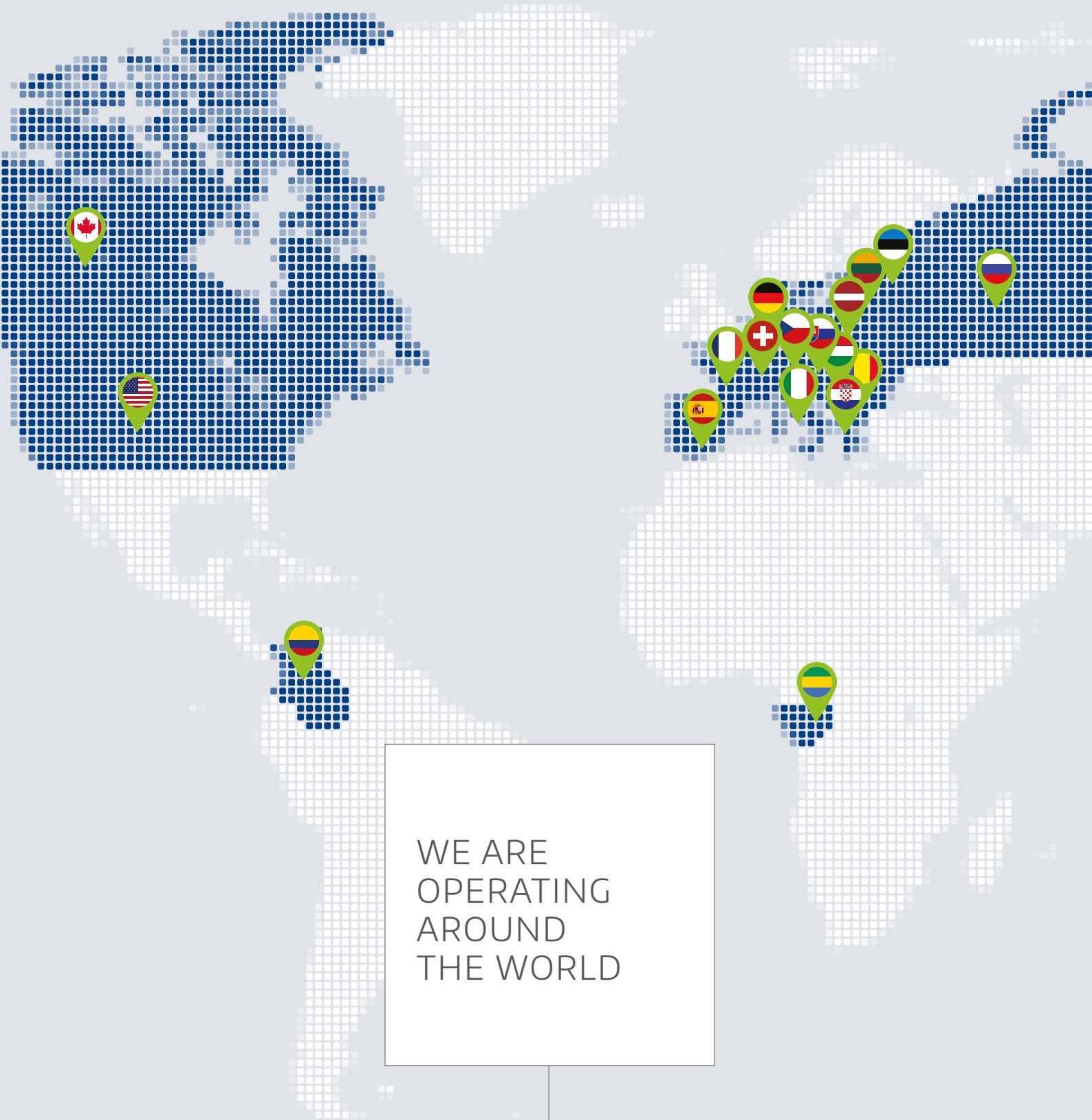
1997

Starting of the production of laboratory furniture and fume cupboards

Starting of working of own designing centre

1993

Starting of commercial activities in the area of laboratory equipment



WE ARE
OPERATING
AROUND
THE WORLD

A satisfied customer, qualified business and manufacturing team belong to the fundamental company values of **MERCI s.r.o.**, high **quality** and operation **safety** of products and not least **comprehensive approach** to the resolved issue too.



REFERENCES

UNIVERSITY



HEALTHCARE FACILITY



REFERENCES

FOOD INDUSTRY



PHARMACEUTICAL INDUSTRY





REFERENCES

AUTOMOTIVE INDUSTRY



CHEMICAL INDUSTRY



REFERENCES

CHEMICAL INDUSTRY



HIGH SCHOOL





LIST OF KEY REFERENCES

As conclusion of your requests and needs with our experiences, MERCI, s.r.o. company satisfied many domestic and foreign companies with its laboratory solutions. We are proud to be trusted by many institutions to install our furniture at all stages, planning, design, installation, maintenance and servicing.

CZECH REPUBLIC

Heineken Brewery, Krušovice
Czech Hydrometeorological Institute, Prague
University of Pardubice, Pardubice
Czech University of Life Sciences, Prague
Alven Laboratories, Olomouc
Technical University, Ostrava
Palacký University, Olomouc
Military University Hospital, Prague
Synthon, Blansko
Charles University, Hradec Králové
CAVD Science and Technology Park, Dobříš
Cayman Pharma, Neratovice
MND - Moravian oil-fired mines
TITC - Technology Innovation Transfer Chamber, Brno
Moravian Science Centre, Brno
UCEEB, Buštěhrad
Josef Ressel Gymnasium, Chrudim
J. V. Jirsík Gymnasium, České Budějovice
Mendel University, Brno
CDV - Transport Research Centre, Brno

WORLD

SelectLab Chemicals, Münster
Chemical Agrosava, Belgrade
St. Michael Hospital, Bratislava
The Institute of Experimental Endocrinology, Bratislava
BMT Aerospace, Iași
ThyssenKrupp Bilstein, Sibiu
Mondi SCP a.s., Rožmberok
Hameln rds a.s., Modra
Institute of Metals and Technology, Ljubljana
Faurecia, Râmnicu Vâlcea
AquafilSLO, Ljubljana
Catholic University, Rožmberok
Institute of Polymers SAV, Bratislava
Thermo Fisher Scientific, Vilnius
Tenaris Silcotub, Zaláu
Zwack, Budapest
University of Bucharest, Bucharest
Vetchem s.r.o., Babindol
Medirex a.s., Bratislava
High School of Ľudovít Štúr, Trenčín
Teva Lithuania / Sicor Biotech UAB, Vilnius



WE FOCUS ON EVERY DETAIL

The basic philosophy in designing of laboratory interiors is the emphasis on operational resistance of all used elements which form the functional backbone of laboratory interior. For that reason we have opted for steel sheet with surface finishing as the key material for laboratories MERCI®.

For other components of the laboratory interior we use elements made of laminated chipboards, HPL and steel-section structures.

The basic material of laboratory fume cupboards and service cells is steel sheet provided with protective coating preventing corrosion and mechanical damage. Aesthetically and in light of design the fume cupboards MERCI® are finalized with electrostatically applied epoxy powder coating. The base of high flexibility of our products is the use of a flexible cassette system, to fit and control the media distribution easy. The system enables extend or reduce the number of media outlets without any extensive interventions. Laboratory furniture MERCI® offers a wide palette of colours for single elements of interior equipment for your easier orientation in laboratory, in compliance with the company standards or merely for aesthetic reasons. Laboratory MERCI® can be completed with a broad range of accessories from specialized manufactures so that it fully meets the idea and requirements of comfortable working. Thus the equipment can be completed with special cabinets, instruments, stainless-steel furniture, sitting furniture and rack systems according to the particular needs. We project the optimum work methodologies for technological equipment, plans of regular maintenance of equipment and preventive safety precautions.



QUALITY MATERIALS

For each type of laboratory we always seek the optimum material solution which will guarantee the maximum fulfilment of your expectations and full functionality. In production we use materials from the top world manufacturers of the relevant specializations.



AN OPTION OF EASY EXTENSION

The modular design of laboratory furniture MERCI® always enables easy and quick modifications of workplace according to the current user requirements.



VARIETY OF COLOURS AT YOUR WISH

Laboratory MERCI® does not merely mean the laboratory furniture, fume cupboards and instrumentation. Aesthetic and design concept of interiors is also an integral part of it. We offer you a colourful lab.



A WIDE CHOICE OF ACCESSORIES

You can personify the MERCI® laboratory according to your real requirements for interior solution via a wide choice of accessories from specialized manufacturers.





LABORATORY DESIGNED TO THE FINEST DETAIL

DETAIL AND QUALITY

Quality-based, reliable and affordable laboratory doesn't need to be a fiction!

Our long-term practice in the field of development of laboratory technologies and interior solutions along with complete designing activities, delivery and assembly will persuade you of it.

We produce, supply and install laboratory furniture and fume cupboards in compliance with valid European standards and rigorous safety standards.

THIS IS THE MERCI® LABORATORY.



ENVIRONMENT

In compliance with nature and your budget.

We keep on developing new and more economical technologies with the aim to reduce energy exigency of operation and impact on the environment.

In the production we follow the principles of good manufacturing practice and the environmental strategy in accordance with ISO 14001.

All materials we use in the production are fully recyclable.





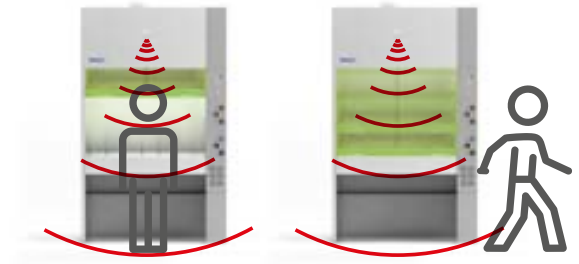
ECONOMY

Long-term operation effectiveness

Our priority is long-term saving of operating costs and thus the lowest possible impact on the environment.

By regulating the exhaust from fume cupboards and by providing information for regulation of air supply to a workplace, the intelligent control of laboratory based on monitoring of operation in it can considerably reduce the exhausted and supplied volume of air from/to the workplace.

Thus our laboratories reduce operating costs of ensuring of the optimum environment in your workplace – heating, air-conditioning.

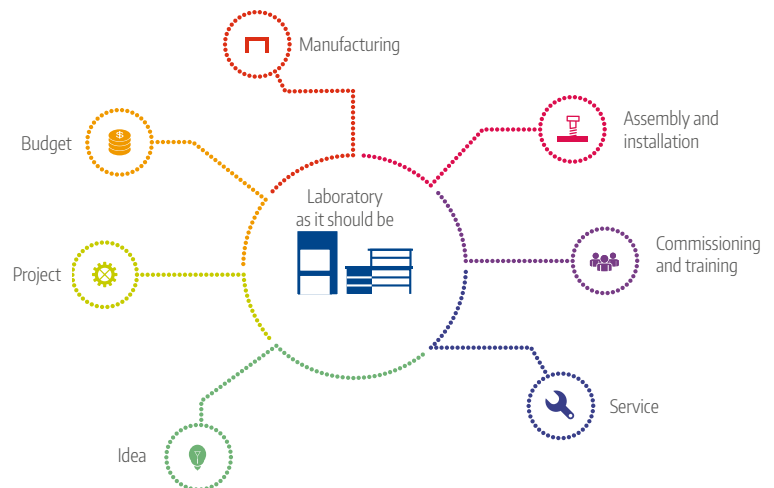


Intelligent monitoring of operation and automatic regulation of air supply

COMPLETE SOLUTION

From A to Z

The company MERCI, s.r.o. provides a complete solution to the user requirements from an idea of proposition of laboratory interiors through processing of a project, manufacturing of the required elements, assembly and commissioning of them, to the routine operational maintenance and specified service.



SAFETY

Safe laboratory is a must

Your work is not easy and it is not safe at all. Let us help you with creating of safe working environment for your health and higher working performance without fears and with confidence.

Our laboratories are tested not only according to valid standards but also in thousands of realizations, and therefore you can be sure that our laboratory will you not disappoint.

CERTIFICATION

Just in compliance with rules

Certification is an integral part of our field and we definitely do not underestimate it. We are certified according to the requirements of ISO 9001, ISO 14001, OHSAS 18001 standards. Our products are certified according to the valid international regulations and standards.

Quality and functionality of our products is tested by internationally accredited testing laboratories.





RESEARCH,
PRODUCTION,
ASSEMBLY






RESEARCH AND DEVELOPMENT

Ever better products

For 20 years we have been growing and our products have been growing with us, and this is only possible thanks to permanent development, cared off by our research teams. Knowledge, experience and creativity are not strange to us, and therefore we are able to withstand the pressure of development of construction technologies. We are pushed forward by the newest trends and in particular your - our customer's - wishes.



PRODUCTION

Modern production

Since 1992 we have been manufacturing first-class laboratory furniture. To produce it we use high-quality resistant materials, resisting operation in laboratories of various specializations. Also thanks to a broad range of types of worktops, the furniture can resist even the most aggressive substances. Modern manufacturing technology guarantees long durability of our products.

We respond to the ever increasing requirements for quality and precision by investing in technological elements and equipment.



ASSEMBLY

Perfect assembling of your laboratory

Assembly is one of the final steps of realization and thus it is fundamental for the resulting quality. Professionalism and experience of our assembly teams guarantee the top quality result of realization. Nobody knows our products better than we do, and therefore our assembly teams will easily vitalize each furniture element of the laboratory, including integrated technologies.

Laboratories MERCI® guarantee easy access to media distributions thanks to the central system of connecting of the distributions in assemblies and detail drawing documentation of connecting points. Well performed assembly work is guaranteed by final revision testing.



HOW TO PLAN YOUR LAB



GENERAL INFORMATION

- laboratory focus and description of works performed there
- plan view in .dwg format or simple hand written draft of the rooms with its dimensions and all details (windows, doors, heating, etc.)
- **number of sitting or standing work places**
- position of media distribution points (water, waste, gas, electricity, exhausting system, etc.) and whether the current situation satisfies your idea for future or not
- **position of fume cupboards, tables with media distribution systems** and special tables like balance tables, tables with extra loading capacity
- specification of worktop materials, type of sinks and taps according to laboratory focus
- elements of safety and hygiene (safety shower, eye shower, ...)
- according to type and volume of chemicals consider presence of safety cabinets
- delivery and realization address



LABORATORY FURNITURE

- dimensions of each table (total width x depth x height in mm)
- type of laboratory or working table
- steel frame with / without mobile cabinets or containers
- table with under bench supporting cabinets on legs or pedestal
- type of under bench cabinets, mobile cabinets or containers (with doors, drawers or combination)
- worktop material according to laboratory focus and necessary chemical resistance with flat or raised edges
- type and number of medias (water valves, gas valves, electric sockets)
- type and number of sinks
- position of wall cabinets, tall cabinets or shelving racks
- type and number of chairs
- colour of the furniture



FUME CUPBOARDS

- width, height of worktop
- type of control unit (A, B or C)
- worktop material corresponding with laboratory focus, flat or raised edges
- type of under bench cabinet (simple laminate, metal cabinet, safety cabinet)
- type and number of media (water / gas valves, electric sockets 230 / 400 V)
- internal lining corresponding with laboratory focus
- other accessories (steel grids, low exhaust for heavy gases)
- colour of the fume cupboard



Based on these information we can provide you with price quotation as well as book of rooms, bill of quantities, description of standards, drawings incl. drawings of connecting points.



Our local distributors are ready to help you to refine your laboratory furniture needs. For more information or any help please contact your local distributor!



All contacts are available on our webpage www.mercilab.com



FURNITURE ELEMENTS – INDEX

FUME CUPBOARDS MERCI® 24

FUME CUPBOARDS MERCI® G	25
CORPUS OF FUME CUPBOARD MERCI® G	29
CONTROL UNITS FOR FUME CUPBOARD MERCI® G	30
WORKTOPS FOR FUME CUPBOARDS MERCI® G	31
LABORATORY FITTINGS FOR FUME CUPBOARD MERCI® G	32
INTERNAL LINING IN FUME CUPBOARDS MERCI® G	32
FUME CUPBOARDS MERCI® N	33
CORPUS OF FUME CUPBOARD MERCI® N	36
CONTROL UNITS FOR FUME CUPBOARD MERCI® N	37
WORKTOPS FOR FUME CUPBOARDS MERCI® N	38
LABORATORY FITTINGS FOR FUME CUPBOARD MERCI® N	39
INTERNAL LINING IN FUME CUPBOARDS MERCI® N	39
ACCESSORIES FOR FUME CUPBOARDS MERCI®	40
UNDERBENCH CABINETS FOR FUME CUPBOARDS MERCI®	40
EXHAUSTING SYSTEMS FOR FUME CUPBOARDS MERCI®	42
ADDITIONAL EQUIPMENT FOR FUME CUPBOARDS MERCI®	43
TABLE FUME HOOD MERCI®	44
EQUIPMENT FOR TABLE FUME HOOD MERCI®	45
RECIRCULATORY FILTRATION FUME CUPBOARDS MERCI®	46
LOCAL EXHAUSTING SYSTEMS	47

SERVICE CELL SYSTEMS MERCI® 48

SERVICE CELLS MERCI® G	50
SERVICE CELLS MERCI® N	52
SUSPENDED SERVICE BOOMS MERCI®	54
LABORATORY FITTINGS FOR SERVICE CELLS MERCI®	55

WORKTOPS 56

ACCESSORIES FOR WORKTOPS	59
--------------------------	----

MELAMINE LABORATORY FURNITURE MERCI® S 62

UNDERBENCH CABINETS	64
SUPPORTING STEEL FRAMES	66
CONTAINERS AND MOBILE CABINETS	68
SPECIAL LABORATORY FURNITURE	69
TALL STORAGE CABINETS	70
WARDROBES	71
CABINET EXTENDERS	72
WALL-MOUNTED CABINETS	73
OFFICE FURNITURE MERCI®	74

METAL LABORATORY FURNITURE MERCI® F 77

UNDERBENCH CABINETS	78
WALL-MOUNTED CABINETS	80
CONTAINERS	81

LABORATORY CHAIRS 82

SAFETY CABINETS 84

LAMINAR AIRFLOW CABINETS MERCI® 89

VERTICAL LAMINAR AIRFLOW CABINETS MERCI®	90
HORIZONTAL LAMINAR AIRFLOW CABINETS MERCI®	92
MICROBIOLOGICAL SAFETY CABINET MERCI®	93



LABORATORY FURNITURE AND FUME CUPBOARDS MERCÍ®

Represents a standard series of furniture complex, modern and highly functional equipment of laboratories, preparatory rooms, expert classrooms, offices and cloakrooms. The offer supplemented with atypical modules and special laboratory products such as specialized work tables, degustation boxes or table exhausting systems.



BASIC PARAMETERS

- Laboratory furniture is designed as modular system consisting of 450, 600 or 900 mm wide modules. Atypical dimensions based on space layout are possible.
- Height of working area is 750 mm for work in sitting position and 900 mm in standing position (according to ergonomic criteria).
- MERCI furniture is made from 18 up to 21 mm thick melamine faced chipboard, corpus with attached ABS 0,5 mm edge and one side painted back wall from wooden fibre-board.
- Doors are fixed on nickel-coated, self-closing hinges which are removable without screwing, with an attached ABS 2 mm edge, maximal opening angle is 170°.
- Doors and drawers are provided with damping stop pad.
- Shelves with adjustable height, with support foot preventing from accidental extrusion of shelves.
- Alu elox handles in the "U" shape, spacing 128 mm (on the doors and shelves).
- Laboratory furniture is provided with grey adjustable feet or pedestal (100 mm height).
- Locks are available on doors or top drawers.
- Media distribution in table assemblies are conducted in service cells (metal columns) placed on the ground or directly on the worktop of the table.
- The modular system of distribution of electricity, liquid and gaseous media allows good access to its own pipelines and it is easy to carry out additional modifications.
- Colour versions of laboratory and office furniture can be selected from different shades of laminated boards and the corresponding shade of ABS edges, which are divided into different price categories, which will be calculated in your quote.
- The colour versions of fume cupboard, service cells and the construction can be selected according to the basic RAL scale.
- The colour scheme is divided into two price categories:
 - 1st category standard design: white RAL 9010 or grey RAL 7035.
 - 2nd category colour with extra payment, other RAL colours, exact price on request.
- Surface of laboratory tables can be chosen from a wide range of materials: postforming, acid-resistant glued tiles, artificial stone, stainless steel sheet AISI 316, epoxy resin (DURCON), ceramic, high pressure laminate (Max, Trespa), polypropylene, tempered glass enamel.
- Compatibility of wooden furniture is achieved in all parts, including fume cupboards and special cabinets.
- Standards and certificates - health and hygiene safety and mechanical resistance of MERCI furniture is tested according to valid standards and certificates. The furniture series MERCI are certified according to valid Czech and European technical standards. These certificates are part of each delivery.



FUME
CUPBOARDS
MERCY®



FUME CUPBOARDS MERCI® G



Fume cupboard MERCI® G allows connection to any exhausting system and every MaR control unit. This enables using information from the fume cupboard to regulate capacity of all components and activities of exhausting system such as heating, exhausting and in some cases also regulation and filtration of incoming air. The latest one represents frequently omitted activity associated with the highest expenses.

These fume cupboards, equipped with an electrical control of safety window in standard version, are able to communicate with MaR control unit, which is mediated by monitoring of position of safety window and signals leading to decrease or increase of capacity of air conditioning in accordance to all requirements (air flow speed, required concentration of dangers substances in the cupboard).

In practice, the control unit increases your safety and lowers expenses for the air exchange. For instance if you forget to close the safety window when leaving the room, MaR control unit detects it, automatically closes the window and immediately decreases the level of exhaustion.

In addition, optical crossbar at the bottom of the window will prevent you from accidental injury and also protect your instruments, machines and experiments if they hit the moving window (which is automatically stopped).



EN 14175



BASIC PARAMETERS	
Fume cupboard width	1200 (1500, 1800, 2100) mm
Fume cupboard depth	900 mm
Fume cupboard height	2500 mm
Worktop height	500, 900 mm
Worktop - materials	solid ceramic, glass, acid-resistant ceramic tiles, stainless steel AISI 316, high pressure laminate (HPL)
Worktop - width	1195 (1495, 1795, 2095)
Types of interior space lining	solid ceramic, glass, stainless steel AISI 316, polypropylene, high pressure laminate (HPL)



Fume cupboard MERCI® G has a certificate according to the EN 14175, and CE certificate according to the 2006/95/ES and 2004/108/ES.



More information - www.mercilab.com

CORPUS

Supporting construction is made from profiled steel plate with electrostatically applied epoxy enamel and supplemented with parts from resistant materials such as a PP exhaustion part, nylon connecting elements etc.

Fume cupboard MERCI® G can be equipped with 2 external and 2 internal electric sockets with covers in standard version. Installation of 400 V socket with safety element is possible. A higher intensity of LED-lights inside the cupboard is provided.

Fume cupboard corpus – external dimensions:

width 1200, 1500, 1800, 2100, depth 900, height 2500 mm.

Internal working chamber dimensions:

width 1195 (1495, 1795, 2095), depth 805, height 1280 (1680) mm.

Worktop height:

900 mm above the floor – standard fume cupboard

500 mm above the floor – fume cupboard for devices and instruments

WORKTOP

Worktop dimensions:

width 1195 (1495, 1795, 2095), depth 820 mm.

The selection of worktop type depends on the user's requests. In the case of implementation by water vent or sink, the waste sink (125x300 mm) is connected to the drain, which can be ceramic, stainless steel or polypropylene (according to working surface used).

MEDIA SUPPLY

Liquid and gas media are distributed in the right or left column. Cassette construction system allows a variety of number and types of fittings. Maximal number of valves is 6 pcs/per column + 6 pcs on the special slat under the worktop, one waste sinks (125x300 mm) in the internal working chamber. The outlets of these distributions are located inside the chamber, placed to not interfere with workflow.

Maximum installation - 4x water, 8x gaseous medium, 8 electric sockets (6 external, 2 internal). Internal electricity wiring is separated from gas-eous and liquid media. Choice of internal valves for liquid and gaseous media depends on the needs of the user.



Based of experience we increased size of fume cupboard MERCI® G window to provide the user with comfortable service access in to the fume cupboard interior.



EXHAUSTING SYSTEMS

Top of fume cupboard is fitted with a polypropylene exhaust part with an outlet channel for condensate drainage connected to the waste. The diameter of the air-conditioning connection is 250 mm.

Suction airflow: The rear double wall exhausts the bottom gases and fumes from the hood and side openings are adapted to optimal flow through the hood area. Total flow inside the hood chamber ensures safe exhaust even flammable or explosive gases into the upper exhaust section of the hood.

The fan is not part of the basic fume cupboard delivery.

INTERNAL LINING

Additional internal lining of the hood is necessary if handled with particularly aggressive chemicals, solutions of concentrated and fuming acids.

In case of internal lining, chamber of the fume cupboard cannot be equipped with internal sockets!

UNDERBENCH CABINETS

Under the fume cupboard worktop is a free space which can be left empty or used for storage of the laboratory material, flammable substances or acids and bases. For this purpose different types of cabinets are used.

ADDITIONAL EQUIPMENT

According individual end user requirement (built-in heating plate, stainless steel grille, bottom exhaust, etc.).



All control elements could be flexibly installed as a left or right control or under worktop control.

See all possibilities on page 28.



Wide range of colours available

Fume Cupboard MERCI® G – Controlling Panel on the Left Side

NextGeneration



BASIC PARAMETERS	
Fume cupboard width	1200 (1500, 1800, 2100) mm
Fume cupboard depth	900 mm
Fume cupboard height	2500 mm
Worktop height	500, 900 mm
Worktop - materials	solid ceramic, glass, acid-resistant ceramic tiles, stainless steel AISI 316, high pressure laminate (HPL)
Worktop - width	1195 (1495, 1795, 2095)
Types of interior space lining	solid ceramic, glass, stainless steel AISI 316, polypropylene, high pressure laminate (HPL)
Positioning of controlling panel	on the left column

Fume Cupboard MERCI® G – Controlling Panel on the Right Side

NextGeneration



BASIC PARAMETERS	
Fume cupboard width	1200 (1500, 1800, 2100) mm
Fume cupboard depth	900 mm
Fume cupboard height	2500 mm
Worktop height	500, 900 mm
Worktop - materials	solid ceramic, glass, acid-resistant ceramic tiles, stainless steel AISI 316, high pressure laminate (HPL)
Worktop - width	1195 (1495, 1795, 2095)
Types of interior space lining	solid ceramic, glass, stainless steel AISI 316, polypropylene, high pressure laminate (HPL)
Positioning of controlling panel	on the right column

Fume Cupboard MERCI® G – Controlling Panel under the Worktop

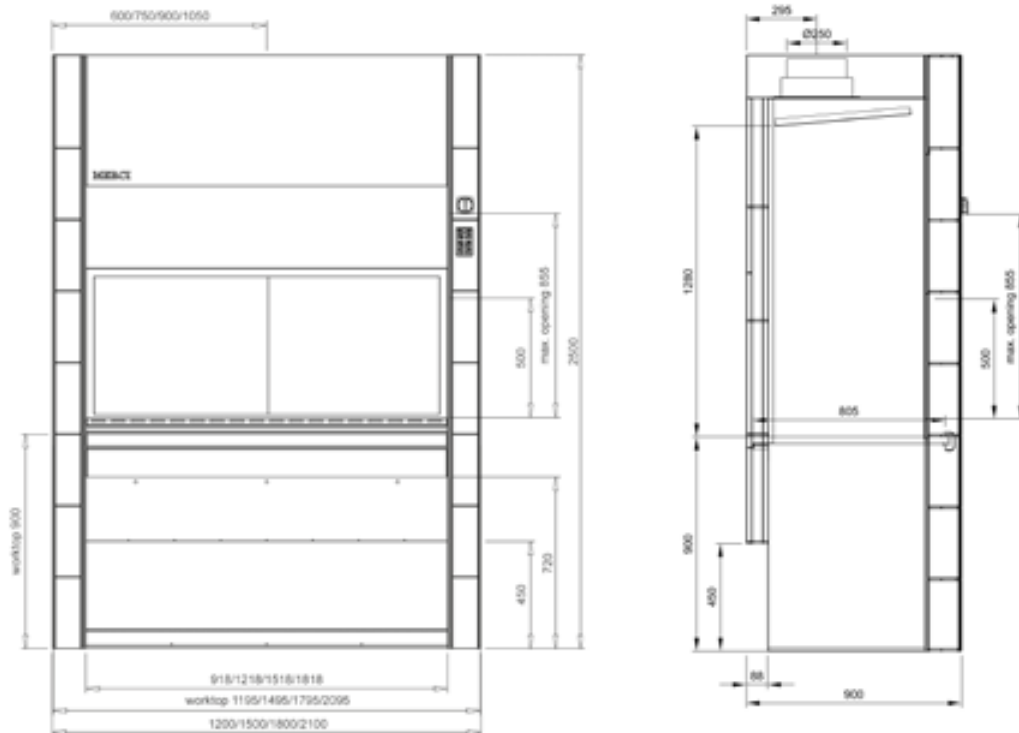
NextGeneration



BASIC PARAMETERS	
Fume cupboard width	1200 (1500, 1800, 2100) mm
Fume cupboard depth	900 mm
Fume cupboard height	2500 mm
Worktop height	500, 900 mm
Worktop - materials	solid ceramic, glass, acid-resistant ceramic tiles, stainless steel AISI 316, high pressure laminate (HPL)
Worktop - width	1195 (1495, 1795, 2095)
Types of interior space lining	solid ceramic, glass, stainless steel AISI 316, polypropylene, high pressure laminate (HPL)
Positioning of controlling panel	under the worktop



CORPUS OF FUME CUPBOARD MERCI® G



ORDERING NO.*	MECHANISM FOR THE SASH WINDOW	CONSTRUCTION OF THE SASH WINDOW	HEIGHT OF THE WORKTOP [mm]	WIDTH [mm]	DEPTH [mm]	HEIGHT [mm]
2DG 01X 101 00Z 02	Manual	Simple	900	1200	930	2500
2DG 01X 102 00Z 02				1500		
2DG 01X 103 00Z 02				1800		
2DG 01X 104 00Z 02				2100		
2DG 01X 101 00Z 01				1200		
2DG 01X 102 00Z 01				1500		
2DG 01X 103 00Z 01		1800				
2DG 01X 104 00Z 01		2100				
2DG 01X 201 00Z 01		Two-pieces telescopic	500	1200		
2DG 01X 202 00Z 01				1500		
2DG 01X 203 00Z 01				1800		
2DG 01X 204 00Z 01				2100		
2DG 02X 101 00Z 01	Electric			900	1200	
2DG 02X 102 00Z 01					1500	
2DG 02X 103 00Z 01		1800				
2DG 02X 201 00Z 01		500	1200			
2DG 02X 202 00Z 01			1500			
2DG 02X 203 00Z 01			1800			

* Replace the sign **X** with following type in the ordering number for needed version:

- L** – left version
- P** – right version
- B** – left and right version
- S** – panel under the worktop

CONTROL UNITS FOR FUME CUPBOARD MERCI® G

**Type A**

Basic version for manual controlled window

- ventilator on / off
- lights on / off
- internal el. sockets on / off
- output signal for MaR - automatic control of exhaustion power (optional)
- temperature measuring

**Type B**

Extended version for manual controlled window with signalization of limited air-flow and monitoring of the window position

- ventilator on / off
- lights on / off
- internal el. sockets on / off
- control of sound warning signal of insufficient air-flow or opened window (more than 500 mm) - ALARM
- output signal for MaR - automatic control of exhaustion power (optional)
- temperature measuring

**Type C**

Version for electric controlled window with automatic control and monitoring of window position

- ventilator on / off
- lights on / off
- internal el. sockets on / off
- el. controlled window in two modes
- optical bar for automatic stop of the window
- automatic window closing under the absence of operator (optional)
- control of sound warning signal of insufficient air-flow or opened window (more than 500 mm) - ALARM
- output signal for MaR - automatic control of exhaustion power (optional)
- temperature measuring

ORDERING NO.	DESCRIPTION
ZD0 003 G00 000 02	type A - basic control unit for manual controlled window
ZD0 003 G00 000 03	type B - extended contro unit for manual controlled window
ZD0 003 G00 000 04	type C - standard control unit for electric controlled window

Additional function of control unit B and C is monitoring of air-flow in the fume cupboard according to required limits - ALARM.

ALARM – if air-flow decreases or exceeds optimal values, operators are warned by not only sound and visual signal but inner sockets are disconnected.

This monitoring unit is according to EN 14175.



WORKTOPS FOR FUME CUPBOARDS MERCI® G

Variants of Worktops for Fume Cupboards MERCI® G

ORDERING NO.	WIDTH OF THE FUME CUPBOARD [mm]	WASTE SINK	DESCRIPTION
2DG 0A1 101 000 01	1200	without sink	ceramic tiles acid resistant, thickness 30 mm
2DG 0A1 101 000 02			artificial stone, thickness 20 mm
2DG 0A1 101 000 03			stainless steel AISI 316, thickness 30 mm
2DG 0A1 101 000 04			polypropylene, thickness 30 mm
2DG 0A1 101 000 05			high pressure laminate (MAX, Trespa), thickness 30 mm
2DG 0A1 101 000 06			epoxy resin (Durcon), thickness 20 mm
2DG 0A1 101 000 07			ceramic with raised edge on circuit, thickness 28 mm
2DG 0A1 101 000 08			enameled glass, thickness 30 mm
2DG 0A1 102 000 01	1500	without sink	ceramic tiles, acid resistant, thickness 30 mm
2DG 0A1 102 000 02			artificial stone, thickness 20 mm
2DG 0A1 102 000 03			stainless steel AISI 316, thickness 30 mm
2DG 0A1 102 000 04			polypropylene, thickness 30 mm
2DG 0A1 102 000 05			high pressure laminate (MAX, Trespa), thickness 30 mm
2DG 0A1 102 000 06			epoxy resin (Durcon), thickness 20 mm
2DG 0A1 102 000 07			ceramic with raised edge on circuit, thickness 28 mm
2DG 0A1 102 000 08			enameled glass, thickness 30 mm
2DG 0A1 103 000 01	1800	without sink	ceramic tiles acid resistant, thickness 30 mm
2DG 0A1 103 000 02			artificial stone, thickness 20 mm
2DG 0A1 103 000 03			stainless steel AISI 316, thickness 30 mm
2DG 0A1 103 000 04			polypropylene, thickness 30 mm
2DG 0A1 103 000 05			high pressure laminate (MAX, Trespa), thickness 30 mm
2DG 0A1 103 000 06			epoxy resin (Durcon), thickness 20 mm
2DG 0A1 103 000 07			ceramic with raised edge on circuit, thickness 28 mm
2DG 0A1 103 000 08			enameled glass, thickness 30 mm
2DG 0A1 104 000 01	2100	without sink	ceramic tiles, acid resistant, thickness 30 mm
2DG 0A1 104 000 02			artificial stone, thickness 20 mm
2DG 0A1 104 000 03			stainless steel AISI 316, thickness 30 mm
2DG 0A1 104 000 04			polypropylene, thickness 30 mm
2DG 0A1 104 000 05			high pressure laminate (MAX, Trespa), thickness 30 mm
2DG 0A1 104 000 06			epoxy resin (Durcon), thickness 20 mm
2DG 0A1 104 000 07			ceramic with raised edge on circuit, thickness 28 mm
2DG 0A1 104 000 08			enameled glass, thickness 30 mm

LABORATORY FITTINGS FOR FUME CUPBOARD MERCI® G

All standard implemented fittings and valves are designed specially for laboratory environment, i.e. brass with an epoxy-polyester protective layer, for special purposes fittings and valves of chemically resistant stainless steel or plastic including reduction vents, valves with manometer or filter are available.

All vents are made in accordance to the DIN 12918, threads according to ISO 228/1, colour markers of button according to EN 13792:2000.

ORDERING NO.	DESCRIPTION
ZDO 001 110 000 13S	cold water
ZDO 001 120 000 03S	demineralized water
ZDO 001 130 000 04S	natural gas
ZDO 001 140 000 12S	compressed air
ZDO 001 140 000 10S	vacuum
ZDO 001 140 000 11S	nitrogen
on request	electric sockets panel (2x 230 V)
on request	electric socket (1x 400 V)

INTERNAL LINING IN FUME CUPBOARDS MERCI® G

In the case of manipulation with very aggressive chemicals (cold or heated acid solutions, vaporizing substances) the protection of internal surface of the cupboard with inert material is recommended. Handling hydrofluoric acid (HF) requires a special polypropylene surface due to reactivity of HF with silicates containing materials. Please, remind that polypropylene is not suitable for working under increased temperatures. MERCI® G fume cupboards with internal lining are not provided with inner el. sockets.

Variants of Internal Lining for Fume Cupboards MERCI® G

For worktop height 900 mm

ORDERING NO.	FUME CUPBOARD WIDTH	DESCRIPTION
ZDG 0A2 101 000 01	1200	polypropylene
ZDG 0A2 101 000 02		monolithic ceramic
ZDG 0A2 101 000 03		epoxy resin (Durcon)
ZDG 0A2 101 000 04		high-pressure laminate (MAX)
ZDG 0A2 101 000 05		stainless steel - chemically resistant AISI 316
ZDG 0A2 101 000 06		safety enamel glass
ZDG 0A2 102 000 01	1500	polypropylene
ZDG 0A2 102 000 02		monolithic ceramic
ZDG 0A2 102 000 03		epoxy resin (Durcon)
ZDG 0A2 102 000 04		high-pressure laminate (MAX)
ZDG 0A2 102 000 05		stainless steel - chemically resistant AISI 316
ZDG 0A2 102 000 06		safety enamel glass
ZDG 0A2 103 000 01	1800	polypropylene
ZDG 0A2 103 000 02		monolithic ceramic
ZDG 0A2 103 000 03		epoxy resin (Durcon)
ZDG 0A2 103 000 04		high-pressure laminate (MAX)
ZDG 0A2 103 000 05		stainless steel - chemically resistant AISI 316
ZDG 0A2 103 000 06		safety enamel glass
ZDG 0A2 104 000 01	2100	polypropylene
ZDG 0A2 104 000 02		monolithic ceramic
ZDG 0A2 104 000 03		epoxy resin (Durcon)
ZDG 0A2 104 000 04		high-pressure laminate (MAX)
ZDG 0A2 104 000 05		stainless steel - chemically resistant AISI 316
ZDG 0A2 104 000 06		safety enamel glass





FUME CUPBOARDS MERCI® N



Fume cupboard MERCI® N allows connection to any exhausting system and every MaR control unit. This enables using information from the fume cupboard to regulate capacity of all components and activities of exhausting system such as heating, exhausting and in some cases also regulation and filtration of incoming air. The latest one represents frequently omitted activity associated with the highest expenses.

These fume cupboards, equipped with an electrical control of safety window in standard version, are able to communicate with MaR control unit, which is mediated by monitoring of position of safety window and signals leading to decrease or increase of capacity of air conditioning in accordance to all requirements (air flow speed, required concentration of dangers substances in the cupboard).

In practice, the control unit increases your safety and lowers expenses for the air exchange. For instance if you forget to close the safety window when leaving the room, MaR control unit detects it, automatically closes the window and immediately decreases the level of exhaustion.

In addition, optical crossbar at the bottom of the window will prevent you from accidental injury and also protect your instruments, machines and experiments if they hit the moving window (which is automatically stopped).



EN 14175



BASIC PARAMETERS

Fume cupboard width	1 200, 1 500, 1 800 and 2 100 mm
Fume cupboard depth	930 mm
Fume cupboard height	2 500 mm
Worktop height	900 and 500 mm
Worktop - materials	solid ceramic, glass, acid-resistant ceramic tiles, stainless steel AISI 316, high pressure laminate (HPL)
Worktop - width	1 070, 1 370, 1 670, 1 970 mm
Types of interior space lining	solid ceramic, glass, stainless steel AISI 316, polypropylene, high pressure laminate (HPL)



Fume cupboard MERCI® N has a certificate according to the EN 14175, and CE certificate according to the 2006/95/ES and 2004/108/ES.



More information - www.mercilab.com

CORPUS

Supporting construction is made from profiled steel plate with electrostatically applied epoxy enamel and supplemented with parts from resistant materials such as a PP exhaust part, nylon connecting elements etc.

Fume cupboard MERCI® N can be equipped with 6 external and 2 internal electric sockets with covers in standard version. Installation of 400 V socket with safety element is possible. A higher intensity of lights inside the cupboard is provided (36 W).

Fume cupboard corpus – external dimensions:

width 1200, 1500, 1800, 2100, depth 930, height 2500 mm.

Inside working chamber dimensions:

width 1070 (1370, 1670, 1970), depth 810, height 1280 (1680, 2180) mm.

Worktop height:

900 mm above the floor – standard fume cupboard

500 mm above the floor – fume cupboard for devices and instruments

WORKTOP

Worktop dimensions:

width 1070 (1370, 1670, 1970), depth 840 mm.

The selection of worktop type depends on the user's requests. In the case of implementation by water vent or sink, the waste sink (125x300 mm) is connected to the drain, which can be ceramic, stainless steel or polypropylene (according to working surface used).

MEDIA SUPPLY

Liquid and gas media are distributed in the right column. Cassette construction system allows a variety of number and types of fittings. Maximal number of vents is 6 pcs and one waste sink (125x300 mm). The outlets of these distributions are located inside the chamber on the right wall.

Maximum installation - 2x water, 4x gaseous medium. The right column of the hood is fitted by control unit and electrical outlets (maximum 12). Internal electricity wiring is separated from gaseous and liquid media. Choice of internal valves for liquid and gaseous media depends on the needs of the user.



Intelligent control of exhausted air volume can extremely reduce running costs of building's HVAC systems. Exchangeable front panels for



EXHAUSTING SYSTEMS

Top of fume cupboard is fitted with a polypropylene exhaustion part with an outlet channel for condensate drainage connected to the waste. The diameter of the air-conditioning connection is 250 mm.

Suction airflow: The rear double wall exhausts the bottom gases and fumes from the hood and side openings are adapted to optimal flow through the hood area. Total flow inside the hood chamber ensures safe exhaustion even flammable or explosive gases into the upper exhaust section of the hood.

The fan is not part of the basic fume cupboard delivery.

INTERNAL LINING

Additional internal lining of the hood is necessary if handled with particularly aggressive chemicals, solutions of concentrated and fuming acids.

In case of internal lining, chamber of the fume cupboard cannot be equipped with internal sockets!

UNDERBENCH CABINETS

Under the fume cupboard worktop is a free space which can be left empty or used for storage of the laboratory material, flammable substances or acids and bases. For this purpose different types of cabinets are used.

ADDITIONAL EQUIPMENT

According individual end user requirement (built-in heating plate, stainless steel grille, bottom exhaust, etc.).

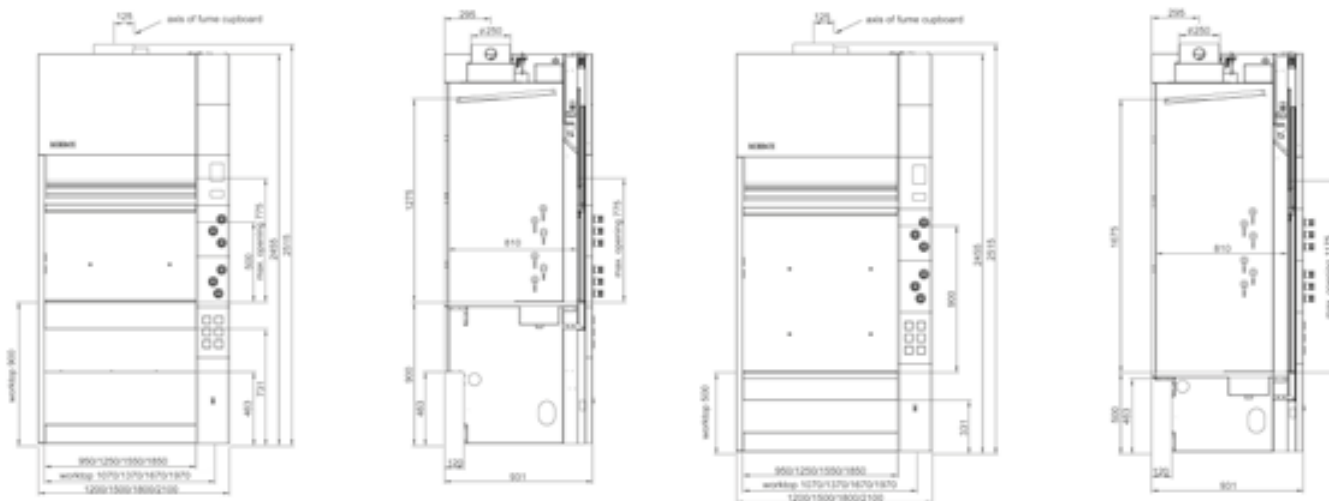
control elements can be efficiently changed according your current requests with low cost needs.

Choose the right control unit for your use.



Wide range of colours available

CORPUS OF FUME CUPBOARD MERCI® N



ORDERING NO.	MECHANISM FOR THE SASH WINDOW	CONSTRUCTION OF THE SASH WINDOW	HEIGHT OF THE WORKTOP [mm]	WIDTH [mm]	DEPTH [mm]	HEIGHT [mm]
2D2 001 101 000 01	Manual	Simple	900	1200	930	2500
2D2 001 102 000 01				1500		
2D2 001 103 000 01				1800		
2D2 001 104 000 01				2100		
2D2 001 101 000 02				1200		
2D2 001 102 000 02				1500		
2D2 001 103 000 02		1800				
2D2 001 104 000 02		2100				
2D2 001 201 000 01		Two-pieces telescopic	500	1200		
2D2 001 202 000 01				1500		
2D2 001 203 000 01				1800		
2D2 001 204 000 01				2100		
2D2 002 101 000 01	Electric			900	1200	
2D2 002 102 000 01					1500	
2D2 002 103 000 01		1800				
2D2 002 201 000 01		500	1200			
2D2 002 202 000 01			1500			
2D2 002 203 000 01			1800			





CONTROL UNITS FOR FUME CUPBOARD MERCI® N



Type A

Basic version for manual controlled window

- ventilator on / off
- lights on / off
- internal el. sockets on / off
- output signal for MaR - automatic control of exhaustion power (optional)



Type B

Extended version for manual controlled window with signalization of limited air-flow and monitoring of the window position

- ventilator on / off
- lights on / off
- internal el. sockets on / off
- control of sound warning signal of insufficient air-flow or opened window (more than 500 mm) - ALARM
- output signal for MaR - automatic control of exhaustion power (optional)



Type C

Version for electric controlled window with signalization of actual air-flow and automatic control and monitoring of window position

- ventilator on / off
- lights on / off
- internal el. sockets on / off
- el. controlled window in two modes
- optical bar for automatic stop of the window
- display for air-flow speed in real time
- automatic window closing under the absence of operator (optional)
- control of sound warning signal of insufficient air-flow or opened window (more than 500 mm) - ALARM
- output signal for MaR - automatic control of exhaustion power (optional)

ORDERING NO.	DESCRIPTION
ZD0 003 000 000 02	type A - basic control unit for manual controlled window
ZD0 003 000 000 03	type B - extended contro unit for manual controlled window
ZD0 003 000 000 04	type C - standard control unit for electric controlled window
ZD0 003 000 000 13	type A extra function - output signal for control of MaR under closed or opened widow
ZD0 003 000 000 14	type B extra function - output signal for control of MaR under closed or opened widow

Additional function of control unit B and C is monitoring of air-flow in the fume cupboard according to required limits - ALARM.

ALARM - if air-flow decreases or exceeds optimal values, operators are warned by not only sound and visual signal but inner sockets are disconnected.

This monitoring unit is according to EN 14175.



Touch screen control unit

In the hood with electric window control, the user has the option of selecting a unit with menu control via the touch screen. It offers identical program features like push button controllers but also has a USB input for data capture and allows ethernet connection with superior measurement and control systems, time function programming and monitoring.



We offer touch screen in two sizes.



WORKTOPS FOR FUME CUPBOARDS MERCI® N

Variants of Worktops for Fume Cupboards MERCI® N

ORDERING NO.	WIDTH OF THE FUME CUPBOARD [mm]	WASTE SINK	DESCRIPTION
2D2 003 101 000 01	1200	without sink	ceramic tiles acid resistant, thickness 30 mm
2D2 003 101 000 02			artificial stone, thickness 20 mm
2D2 003 101 000 03			stainless steel AISI 316, thickness 30 mm
2D2 003 101 000 04			polypropylene, thickness 30 mm
2D2 003 101 000 05			high pressure laminate (MAX, Trespa), thickness 30 mm
2D2 003 101 000 06			epoxy resin (Durcon), thickness 20 mm
2D2 003 101 000 07			ceramic with raised edge on circuit, thickness 28 mm
2D2 003 101 000 08			enameled glass, thickness 30 mm
2D2 003 102 000 01	1500	without sink	ceramic tiles, acid resistant, thickness 30 mm
2D2 003 102 000 02			artificial stone, thickness 20 mm
2D2 003 102 000 03			stainless steel AISI 316, thickness 30 mm
2D2 003 102 000 04			polypropylene, thickness 30 mm
2D2 003 102 000 05			high pressure laminate (MAX, Trespa), thickness 30 mm
2D2 003 202 000 06			epoxy resin (Durcon), thickness 20 mm
2D2 003 102 000 07			ceramic with raised edge on circuit, thickness 28 mm
2D2 003 102 000 08			enameled glass, thickness 30 mm
2D2 003 103 000 01	1800	without sink	ceramic tiles acid resistant, thickness 30 mm
2D2 003 103 000 02			artificial stone, thickness 20 mm
2D2 003 103 000 03			stainless steel AISI 316, thickness 30 mm
2D2 003 103 000 04			polypropylene, thickness 30 mm
2D2 003 103 000 05			high pressure laminate (MAX, Trespa), thickness 30 mm
2D2 003 103 000 06			epoxy resin (Durcon), thickness 20 mm
2D2 003 103 000 07			ceramic with raised edge on circuit, thickness 28 mm
2D2 003 103 000 08			enameled glass, thickness 30 mm
2D2 003 104 000 01	2100	without sink	ceramic tiles, acid resistant, thickness 30 mm
2D2 003 104 000 02			artificial stone, thickness 20 mm
2D2 003 104 000 03			stainless steel AISI 316, thickness 30 mm
2D2 003 104 000 04			polypropylene, thickness 30 mm
2D2 003 104 000 05			high pressure laminate (MAX, Trespa), thickness 30 mm
2D2 003 104 000 06			epoxy resin (Durcon), thickness 20 mm
2D2 003 104 000 07			ceramic with raised edge on circuit, thickness 28 mm
2D2 003 104 000 08			enameled glass, thickness 30 mm





LABORATORY FITTINGS FOR FUME CUPBOARD MERCI® N

All standard implemented fittings and valves are designated specially for laboratory environment, i.e. brass with an epoxy-polyester protective layer, for special purposes fittings and valves of chemically resistant stainless steel or plastic including reduction vents, valves with manometer or filter are available.

All vents are made in accordance to the DIN 12918, threads according to ISO 228/1, colour markers of button according to EN 13792:2000.

ORDERING NO.	DESCRIPTION
2D0 001 110 000 01	cold water
2D0 001 120 000 01	demineralized water
2D0 001 130 000 01	natural gas
2D0 001 140 000 01	compressed air
2D0 001 140 000 02	vacuum
2D0 001 140 000 03	nitrogen
2D0 002 200 000 01	electric sockets panel (6x 230 V)
2D0 002 200 000 02	electric socket (1x 400 V)

INTERNAL LINING IN FUME CUPBOARDS MERCI® N

In the case of manipulation with very aggressive chemicals (cold or heated acid solutions, vaporizing substances) the protection of internal surface of the cupboard with inert material is recommended. Handling hydrofluoric acid (HF) requires a special polypropylene surface due to reactivity of HF with silicates containing materials. Please, remind that polypropylene is not suitable for working under increased temperatures.



Material chemical resistance for internal lining see on page 58.

Variants of Internal lining for Fume Cupboards MERCI® N

For worktop height 900 mm

ORDERING NO.	FUME CUPBOARD WIDTH	DESCRIPTION
2D2 004 101 000 01	1200	polypropylene
2D2 004 101 000 07		monolithic ceramic
2D2 004 101 000 03		epoxy resin (Durcon)
2D2 004 101 000 04		high-pressure laminate (MAX)
2D2 004 101 000 05		stainless steel - chemically resistant AISI 316
2D2 004 101 000 06		safety enamel glass
2D2 004 102 000 01	1500	polypropylene
2D2 004 102 000 07		monolithic ceramic
2D2 004 102 000 03		epoxy resin (Durcon)
2D2 004 102 000 04		high-pressure laminate (MAX)
2D2 004 102 000 05		stainless steel - chemically resistant AISI 316
2D2 004 102 000 06		safety enamel glass
2D2 004 103 000 01	1800	polypropylene
2D2 004 103 000 07		monolithic ceramic
2D2 004 103 000 03		epoxy resin (Durcon)
2D2 004 103 000 04		high-pressure laminate (MAX)
2D2 004 103 000 05		stainless steel - chemically resistant AISI 316
2D2 004 103 000 06		safety enamel glass
2D2 004 104 000 01	2100	polypropylene
2D2 004 104 000 07		monolithic ceramic
2D2 004 104 000 03		epoxy resin (Durcon)
2D2 004 104 000 04		high-pressure laminate (MAX)
2D2 004 104 000 05		stainless steel - chemically resistant AISI 316
2D2 004 104 000 06		safety enamel glass



ACCESSORIES FOR FUME CUPBOARDS MERCI®

UNDERBENCH CABINETS FOR FUME CUPBOARDS MERCI®

Variants of Cabinets for Fume Cupboards MERCI® N

The space under the fume cupboard worktop can be left free or cabinets for laboratory “dry” material and chemicals (working tools, machines and instruments, glass etc.) and safety cabinets (for dangerous chemicals, alkalis and acids, inflammables) can be placed there. According to used substances it is necessary to choose a suitable cabinet:

- **basic**
- **safety**
- **for alkalis and acids**
- **for inflammables**



Cabinets for Fume cupboards MERCI®, Width 1200 and 2100 mm

ORDERING NO.	DESCRIPTION	DIMENSIONS (WxDxH) [mm]
ZDO 006 111 000 01	laminate cabinet without exhausting system	900 x 520 x 720
ZDO 006 111 000 02	laminate cabinet with exhausting system, without exhaust fan	900 x 520 x 720
ZDO 006 121 000 01	laminate cabinet for bases and acids, with exhausting system, without exhaust fan	900 x 520 x 720
ZDO 006 321 100 01	laminate cabinet for bases and PP acids with exhausting system, with exhaust fan	900 x 520 x 720
ZDO 006 201 000 01	metal cabinet	900 x 520 x 720
ZDO 006 201 000 02	metal cabinet with exhausting system, without exhaust fan	900 x 520 x 720
ZDO 006 311 200 01	safety cabinet for combustibles with exhausting system, without exhaust fan	893 x 574 x 600

Cabinets for Fume Cupboards MERCI®, Width 1500, 1800 and 2100 mm

ORDERING NO.	DESCRIPTION	DIMENSIONS (WxDxH) [mm]
ZDO 006 112 000 01	laminate cabinet without exhausting system	1200 x 520 x 720
ZDO 006 112 000 02	laminate cabinet with exhausting system, without exhaust fan	1200 x 520 x 720
ZDO 006 122 000 01	laminate cabinet for bases and acids, with exhausting system, without exhaust fan	1200 x 520 x 720
ZDO 006 321 200 01	laminate cabinet for bases and PP acids with exhausting system, with exhaust fan	1200 x 520 x 720
ZDO 006 202 000 01	metal cabinet	1200 x 520 x 720
ZDO 006 202 000 02	metal cabinet with exhausting system, without exhaust fan	1200 x 520 x 720
ZDO 006 311 300 01	safety cabinet for combustibles with exhausting system, without exhaust fan	1102 x 574 x 600

Cabinets for Fume Cupboards MERCI® with Lower-Mounted Worktop, Width 1200 / 2100 mm

ORDERING NO.	DESCRIPTION	DIMENSIONS (WxDxH) [mm]
ZDO 006 111 000 03	one-drawer laminate cabinet without exhausting system	900 x 520 x 330

Cabinets for fume cupboards MERCI® with Lower-Mounted Worktop, Width 1500 / 1800 / 2100 mm

ORDERING NO.	DESCRIPTION	DIMENSIONS (WxDxH) [mm]
ZDO 006 112 000 03	two-drawer laminate cabinet without exhausting system	1200 x 520 x 330

For other types of cabinets see page 86 – Safety cabinets.



Laminate Cabinet, Non-Exhausted

Two-door laminate cabinet on adjustable feet, with one shelf. Door hinges and handles with a special anticorrosive surface.



Laminate Cabinet, Exhausted

Two-door laminate cabinet on adjustable feet, with one shelf. At the bottom part of door is a suction plastic grid and upper part of the back has a plastic chimney (\varnothing 75 mm). Cabinet has to be connected to permanent exhausting system. Door hinges and handles with a special anti-corrosive surface. Exhaust fan is not a part of standard delivery.



Laminate Cabinet for Acids and Alcalis, Exhausted

Special laminate cabinet with 4 polypropylene drawers (2 + 2 internal, max. load 30 kg per 1 drawer). Cabinet has to be connected to permanent exhausting system with a diameter 75 mm. Exhaust fan is not a part of the standard delivery.



Polypropylene Cabinet for Acids and Alcalis, with Integrated Exhausting System

Special PP cabinet with 3 drawers (2 + 1 internal, max. load 30 kg per 1 drawer). Cabinet has to be connected to permanent exhausting system with diameter 75 mm. Exhaust fan is a part of delivery. The cabinet is made according to EN 14 470.



Metal Cabinet

Two-door cabinet with one-shelf and adjustable feet. The cabinet is made of 1,5 mm thick steel sheets; surface is epoxy painted in the same RAL colour as fume cupboard.

Metal Cabinet, Exhausted

Two-door cabinet with one-shelf and adjustable feet. The cabinet is made of 1,5 mm thick steel sheets; surface is epoxy painted in the same RAL colour as fume cupboard. Cabinet has to be connected to permanent exhausting system with a diameter 75 mm. Exhaust fan is not a part of standard delivery.

Safety Cabinet for Flammable Liquids

Two-door, provided with a double steel mantle and thermo-isolation, which ensures inner temperature not exceeds 200°C for at least 90 min. Cabinet has to be connected to exhausting system with a diameter 75 mm. Exhaust fan is not a part of the standard delivery. The cabinet is made according to EN 14 470.



For other types of cabinets see page 86 - Safety cabinets.

EXHAUSTING SYSTEMS FOR FUME CUPBOARDS MERCI®

Exhausting system is not a part of standard fume cupboard delivery. Solution can be designed after the assessment of existing conditions and possibilities in laboratory, the entire building and the location of exhaust fan.

As part of standard delivery, we offer connection of the fume cupboard with the existing air outlet with a flexible hose as required.

The installation of ventilation ducts with a suitable fan is not only a matter of sufficient power, but also of the fan type. Depending on the type of work in the hood, it is necessary to choose a fan with the required properties, such as chemical resistance when working with aggressive acids or a fan suitable for explosive atmospheres when working with volatile flammables.



Values defining the functionality of the fume cupboard are average and cannot be automatically used without prior consultation with MERCI company when designing the HVAC.

Exhausting System Parameters According EN 14175

FLOW SPEED AT THE WINDOW LEVEL (WINDOW OPEN)	FUME CUPBOARD TYPE [width mm]			
	1200	1500	1800	2100
	FLOW VOLUME [m ³ /hour]			
0,3 m/s	580	750	940	1110
0,4 m/s	750	1000	1270	1510
0,5 m/s	940	1270	1590	1900
Flow speed at the widow level (widow closed) - minimal	145	195	240	285

- 0,3 m/s air-flow speed is a minimal recommended air-flow speed on the window level.
- 0,4 m/s air-flow speed is a minimal recommended air-flow speed on the window level according to EN 14175 and ČSN 12469.
- 0,5 m/s air-flow speed is minimal recommended air-flow speed on the window level according to EN 14175 and ČSN 12469 for dangerous agents such as poisons, mutagens, teratogens, carcinogens, etc.



The minimal recommended capacity of exhaust fan is determined by the character of work and by requirements intensity of exhaustion and chemical evaporation.

Recommended values are possible to decrease or increase using frequency converter.

All possible pressure loss through exhausting system is recommended to be calculated in the project, especially with respect to required values in output chimney of the fume cupboard. The chimney should have diameter of 250 mm. The fume cupboard equipment, all non-standard surface and modifications may also affect the level of pressure losses.

For the right function of fume cupboard is necessary to ensure supply of the same volume of the air into the room as it is exhausted by exhausting system and itself from the room. It depends on the capacity of the fan. It is recommended to adjust the temperature, purity and humidity of supplied air.

Air-flow should be increased by 30% in the case of low exhausting of heavy gas. Fume cupboard with chemical cabinets without exhaust fan should be permanently exhausted (recommended capacity from 4 m³ per hour to 18 m³ per hour, connecting pipe diameter 75 mm).



More detailed specification of exhausting systems and media connection to a fume cupboard can be found in "Connections of Fume Cupboard" document on request. The assistance of our company at your project, fume cupboard and exhausting system in accordance to EN 14175 and ČSN 12 469 is provided to customers.





ADDITIONAL EQUIPMENT FOR FUME CUPBOARDS MERCI®

Stainless Steel Internal Grids

Stainless steel grids mounted on the back wall are provided to fix the appliances, instruments or other devices in the internal space of the fume cabinet. The grid can be temporarily removed, the number of vertical and horizontal poles is optional as well as loading limit. Parameters and specification of the grid can be included additionally in the project since the anchoring points of the grid are part of the standard corpus of the N cabinet (with the exception of fume cupboards with lining).



Bottom Exhausting System for Working with Heavy Gases

Unique fume cupboard with low exhausting system is offered for working with heavy gases such as Br_2 , which are exhausted by a typical top exhausting system with a low effect, we offer a special fume cupboard variant with a bottom exhaustion. This model is ready for later mounting of low exhausting system.



Fume cupboards series G and N in fully automatic mode can significantly reduce the energy consumption and hence the operating costs. The bulk of these costs depends not only on amount of air exhausted, but in particular the cost of the air supplied to the laboratory, in summer cooling and winter heating. These costs are the biggest costs associated with the operation of the fume cupboards.

MERCILAB® N fume cupboard reduces these costs by intelligent control unit that flexibly regulates the amount of exhausted and simultaneously supplied air depending on the actual needs by monitoring window position and sending signals to reduce or increase the air-conditioning performance, taking into account the required situation for work in the hood, subject to all applicable safety regulations and standards.

When working with open window, the fan operates at full power. When window is closed, the exhaust and air supply are reduced. If the operator is not working in the area in front of the hood, window automatically closes and the control unit lowers the fan power to a minimum value. At the same time, this signal from control unit gives guidance to all components of the system to reduce power, through MaR (Measure and Regulation system) and so the amount of air and its treatment (filtration, cooling, heating) supplied into the laboratory. In addition, the automatic window closing system complies with the requirement of the safety standard for permanent window closure except the time necessary for manipulation inside the hood.

The fume cupboards MERCI® work with a 35% lower volume of exhausted air in standard mode, without increasing the safety risks for the operator. In addition, the automatic closing of safety window results in the greatest cost savings, which, depending on the mode and intensity of the particular operation, can reach up to 70% of the energy consumption.

THINK
ECONOMICALLY
WITH FUME
CUPBOARDS
MERCILAB®



Intelligent communication with Measurement and Regulation System of building Saves your money on the running costs and makes your budgets stronger.

TABLE FUME HOOD MERCI®



Wide range of colours available



With hard metal sheet back –
laboratory version

With transparent glass back –
demonstrational version

ORDERING NO.	DESCRIPTION
2D5 001 000 000 01	with full metal back side - laboratory version
2D5 001 000 000 02	with transparent glass back side - demonstrational version

Table fume hood is suitable mainly for chemistry and physics classrooms but a version with full back can be found used also in a common laboratory (for example for placing instruments requiring an exhaustion of vapours and gases). It allows work with diluted alkalis and acids (except hydrofluoric acid), manipulation with volatile and odoriferous agents, heating of substances with gas burner. Its advantage consists mainly in especially low space demands and easy installation.

The fume hood usually stands on two-door 750 mm tall cabinet. In standard version it is provided by one gas and water vent, waste sink with strainer, two electric sockets (230 V), one switch and fluorescent tube (18 W) and exhaust fan (tube and exhaust fan are switched on simultaneously).

Maximal open height of safety window is 500 mm and thickness of the window glass of 4.4 mm ensuring the protection of student's eyes (according to EN 14175). The worktop surface can be made of HPL high-pressure laminate (Trespa) material or epoxy resin (Durcon) in standard grey colour. The cupboard case is made of steel sheets (4.4 mm thick) covered with electrostatically applied epoxy enamel in basic grey colour (RAL colour also available). The worktop is provided with higher margins preventing liquid overflow. Cupboard has a exhaust fan for effective exhaustion of all vapours. Draining ledge on the top of back wall of the cupboard back wall is used for condensates capture.

BASIC PARAMETERS

External dimensions (WxDxH)	1000 x 700 x 1400 mm
Internal dimensions (WxDxH)	760 x 620 x 1000 mm
Minimum height of ceiling	3150 mm
Maximum equipment	2x medium, 2x el. sockets (230 V)
Glass filling	safety 4,4 mm
Lightning	18 W
Weight	130 kg



EQUIPMENT FOR TABLE FUME HOOD MERCI®

Worktops for Fume Hoods

ORDERING NO.	DESCRIPTION
2D5 002 100 000 01	ceramic tiles acid resistant, thickness 30 mm
2D5 002 100 000 02	ceramic tiles acid resistant, thickness 30 mm + waste sink
2D5 002 200 000 01	high pressure laminate (MAX, Trespa), thickness 30 mm
2D5 002 200 000 02	high pressure laminate (MAX, Trespa), thickness 30 mm + waste sink

Laboratory Fittings for Fume Hoods MERCI®

ORDERING NO.	DESCRIPTION
2D0 001 110 000 01	cold water
2D0 001 120 000 01	demineralized water
2D0 001 130 000 01	natural gas
2D0 001 140 000 01	compressed air
2D0 001 140 000 02	vacuum
2D0 001 140 000 03	nitrogen

Stands for Fume Hoods MERCI®

ORDERING NO.	TYPE	DESCRIPTION	DIMENSIONS (WxDxH) [mm]
2D5 003 000 000 01	SPD 1	C-frame construction, postforming top	1000x750x750
2D5 003 000 000 02	SPD 2	H-frame construction, postforming top	1000x750x750
2D5 003 000 000 03	SPD 3	2-door installation cabinet, postforming top	1000x750x750



Economical solution for your presentations and experiments with no dangerous solvents. The transparent back wall can be used for classroom presentation with full safety for students or listeners.



RECIRCULATORY FILTRATION FUME CUPBOARDS MERCI®

MERCI® COALSAFE S/M



Optional accessories (prices on request):

main filters (not included in basic price), stand, mobile stand, mobile stand with cabinet, stainless steel working area with sink and water tap, valve (gas, vacuum, compressed air, water and nitrogen), electrical socket, filter saturation monitoring system (for Coalsafe S), additional exhaust filters of various types

Recirculatory filtration fume cupboards MERCI® Coalsafe S/M use the latest technology of molecular filtering. They guarantee a safe working environment in the laboratory as well as protection against evaporation of chemicals and solid particles. They are standard equipped with a working surface made of chemically resistant PVC, stainless steel surface AISI 304 on request.

Coalsafe-S: for routine work, manual flow rate setting, lighting, operating hour counter, pre-filter

Coalsafe-M: microprocessor-controlled monitoring system, audio-visual alarm (for flow rate, pre-filter clogging, main filter saturation, anemometer failure, main fan or gas detector failure) Different number and type of main filters (not included, ordered separately) are added to the hood according to volume and characteristic of work:

A/C filter: organic vapours, hydrocarbons, aromatic solvents, animal origin substances, acid fumes cadaverine and putrescine (amines), an oxygenated compound.

SULF filter: acid fumes, cadaverine and putrescine (amines), acid gases, sulfane, methyl mercaptan, compound. sulphur, sulphur dioxide, R.H. > 85%

UR filter: acid fumes, cadaverine and putrescine (amines), acid gases, sulfane, methyl mercaptan, sulphur compounds, sulphur dioxide, oxygen nitrogen compounds, R.H. <85%

CYAN filter: HCN, organic emissions, hydrocarbons

MER filter: mercury vapours, hydrocarbons

ACR filter: radioactive iodine, hydrocarbons

FOR filter: formaldehyde, organic emissions, hydrocarbons, aromatic solvents, acid gases

AM filter: ammonia and its derivatives, organic emissions, hydrocarbons, aromatic solvents, alkaline fumes, animal origin substances

HEPA filter: solid and dust particles

ORDERING NO.	TYPE	INTERNAL DIMENSIONS (WxDxH) [mm]	EXTERNAL DIMENSIONS (WxDxH) [mm]	NR. OF MAIN FILTERS
287 005 007 000e	Coalsafe 06 S	533x600x660	595x760x1120	1
287 005 007 100e	Coalsafe 09 S	823x600x660	885x760x1120	2
287 005 007 200e	Coalsafe 12 S	1123x600x660	1185x760x1120	2
287 005 007 300e	Coalsafe 15 S	1438x600x660	1500x760x1120	3
287 005 008 000e	Coalsafe 06 M	533x600x660	595x760x1120	1
287 005 008 100e	Coalsafe 09 M	823x600x660	885x760x1120	2
287 005 008 200e	Coalsafe 12 M	1123x600x660	1185x760x1120	2
287 005 008 300e	Coalsafe 15 M	1438x600x660	1500x760x1120	3



LOCAL EXHAUSTING SYSTEMS

LOCAL EXHAUSTING SYSTEM - IDEAL SOLUTION FOR EXHAUSTION OF FUMES, GASES AND VAPOURS

The aim of this instrument is the application of new modern quality criteria of working environment without any intervention in the laboratory layout, current working places and material flow.

Local exhaustion improves weighing and aliquoting, working with hazardous agents and protecting products against contamination.

Special Exhausting System – Worktop Grid for Bottom Exhaust

A grid with bottom exhaustion can be integrated directly into the table worktop. It has high efficiency in capturing heavy vapours from glues, solution agents and similar substances. It is made of high quality stainless steel resistant to the majority of chemical substances. Recommended is use with fan and filter.

Exhaustion box MERCI® – Wall Mounted or Hanging in Space

Made from stainless steel. Dimensions according to request of customer, diameter of chimney 110 mm. Exhaust fan is not a part of standard delivery.

Exhaustion Box MERCI® – Free Standing on the Table

This configuration has more simplified construction suitable for working areas without need of accreditation and certificates. Nevertheless, the safety elements such as safety window with vertical shift, covered sockets and lights are retained.

Construction is metal in combination with cylindric components and steel sheet covered with electrostatically applied epoxy resin layer. Diameter of chimney is 160 mm.

Two standard versions are offered:

– front part and safety window made from transparent glass; other parts and ceiling from non-transparent metal plate. Light fixed on ceiling is protected with cover from polycarbonate.

– front part and safety window, sides and back walls made from transparent glass; other parts and ceiling from non-transparent metal plate.

Lights can be placed in both of versions, ceiling is always metal and width is limited to 1400 mm, however, various combinations of glass and metal are available in other parts of the system. Worktop and exhaust fan are not a part of standard versions, it can be supplemented based on request. Exhaustion box is delivered fully assembled.

Particular configuration will be crated due to customer's requirements.

Table exhausting systems can be supplied as a complete set assembled by the manufacturer or customized.

1) Standard table set includes an extraction arm with exhaustion hood or ending, a fan with airflow speed control and standard filter, hose, connection accessories and clamping bracket.

2) Customized table suction systems consist of exhaustion arm, always with a mini exhaustion hood, supplemented with various accessories (such as brackets, extension arms, adapters, hoses, etc.).

Local exhausting system can be connected to:

- directly to central air conditioning
- exhaustion unit can be placed in a table

The arms of exhaustion unit can be mounted directly into a worktop, media columns or hang on the wall (or on ceiling), they are flexible in all directions and easily positioned. Dismantling and cleaning is very easy.



wall mount



ceiling mount



floor mount

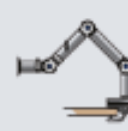


table mount

SERVICE CELL
SYSTEMS
MERCİ®

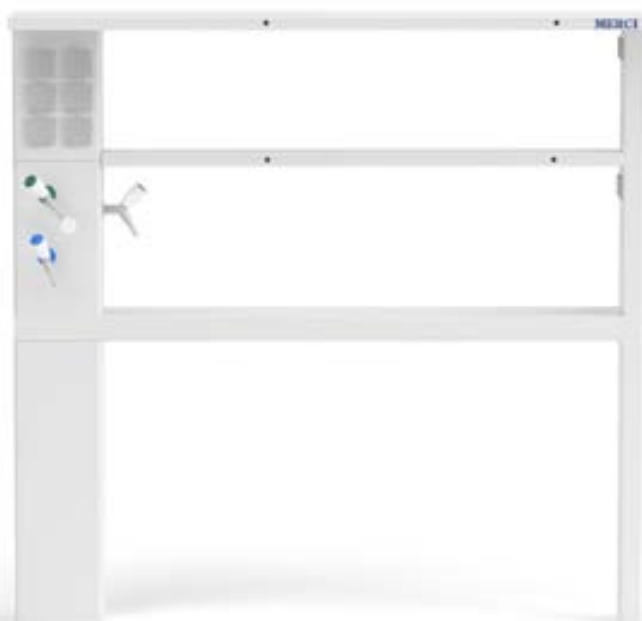




SERVICE CELLS MERCI® G, N



Wide range of colours available



Service cells MERCI® are made for distributing of liquid and gas media inclusive electro installation. We place emphasis on user friendly manipulation with controlling elements and on good availability of outputting elements. We offer the service cells MERCI® in a wide scale of types and dimensions, to fulfil the requirements for equipment of a stable or a variable laboratory.

Service cells MERCI® can be equipped with valves and outlets of liquid and gas media inclusive electro installation, main switches, emergency switches or data sockets, local exhaust, LED lighting of the worktop or with elements for installing of apparatuses.

Service cells MERCI® are certified according to valid standards EU.

Flexible cassette system enables adaptation to the customer's requirements with the possibility of subsequent changes of configuration. The media input into the service cells MERCI® is resolved in various ways, according to the media distributing lines in the building. The media distributing lines in the service cells MERCI® are safe and available without the necessity of disassembly, in case of repairs or revisions.

We recommend the service cells, standing on the floor, for fix solution of laboratory interiors with possibility of choice in the left or right version for one-sided or double-sided table.

Everyone distributing line is connected from the bottom under the worktop, inclusive connection of the sink to a waste.

We offer the metal service cells in two variants according to the type of laboratory – type G-tunnel-shaped form and column-shaped form (service cells for distributing of liquid and gas media inclusive electricity, Type G-panel-shaped form (service cells for distributing of gas media inclusive electricity) and type N-right/left form (service cells for distributing of liquid and gas media inclusive electricity).



EN 13150

SERVICE CELLS MERCI® G

Service cells MERCI® G are designed for light loads such as in physical laboratories and also for heavy chemical loads such as in analytical laboratories and for distributing of liquid and gas media inclusive electro installation (G-tunnel-shaped form standing on the floor and G-column-shaped form standing on the floor), for distributing of gas media inclusive electro installation (G-panel-shaped form standing on the floor).

They are made for standing on the floor – self-supporting construction and produced from 1.5 mm thick steel sheet covered with electrostatically applied epoxy resin layer.

Metal service cells MERCI® G are available in three variants according to user's requirements. Tunnel, Column and Panel type with different use and benefits which comes from specific construction of each one. The media distributing lines in the service cells MERCI® G are safe and available without the necessity of disassembly, in case of repairs or revisions.

Service cells MERCI® G allow height adjusting of shelves and can be equipped with valves and outlets of liquid and gas media including electro installation (230, 400 V), main switches, emergency switches or data sockets, local exhaust, LED lighting of the worktop or with elements for installing of apparatuses.

Service cells MERCI® G are certified according to valid standards EU.



The new G line service cell offer you a plenty of possibilities for control elements and media sockets deployment in every possible location under and on your working space. Exchangeable front cassettes for control elements offer you potential change to current location in future according your actual requests.



More information - www.mercilab.com

Service Cells MERCI® GT – Tunnel-Shaped

NextGeneration



BASIC PARAMETERS	
Width	900, 1200, 1500, 1800 mm
Depth	150, 300 mm
Height	1990 mm
Shelves	3x shelf depth 150 mm 2x shelf depth 150 mm + 1x shelf W. 300 mm
Material of shelves	high-pressure laminate, glass

6x 230 V, with waste sink in the middle

ORDERING NO.	DESCRIPTION	DIMENSIONS (WxDxH) [mm]
2SG 00M 201 10M 01	3 shelves, depth 150 mm	900 x 150 x 1990
2SG 00M 202 10M 01	3 shelves, depth 150 mm	1200 x 150 x 1990
2SG 00M 203 10M 01	3 shelves, depth 150 mm	1500 x 150 x 1990
2SG 00M 204 10M 01	3 shelves, depth 150 mm	1800 x 150 x 1990
2SG 00M 201 20M 01	2 shelves, depth 150 + 1 shelf depth 300 mm	900 x 300 x 1990
2SG 00M 202 20M 01	2 shelves, depth 150 + 1 shelf depth 300 mm	1200 x 300 x 1990
2SG 00M 203 20M 01	2 shelves, depth 150 + 1 shelf depth 300 mm	1500 x 300 x 1990
2SG 00M 204 20M 01	2 shelves, depth 150 + 1 shelf depth 300 mm	1800 x 300 x 1990



Service Cells MERCI® GC – Column-Shaped NextGeneration



For One-Sided Table

2x 230 V, with waste sink on the left/right side

ORDERING NO. *	DESCRIPTION	DIMENSIONS (WxDxH) [mm]
2SG 00S 2X1 10M 01	2 shelves, depth 150 mm	900 x 150 x 1620
2SG 00S 2X2 10M 01	2 shelves, depth 150 mm	1200 x 150 x 1620
2SG 00S 2X3 10M 01	2 shelves, depth 150 mm	1500 x 150 x 1620
2SG 00S 2X4 10M 01	2 shelves, depth 150 mm	1800 x 150 x 1620
2SG 00S 2X1 20M 01	1 shelves, depth 150 + 1 shelf depth 300 mm	900 x 300 x 1620
2SG 00S 2X2 20M 01	1 shelves, depth 150 + 1 shelf depth 300 mm	1200 x 300 x 1620
2SG 00S 2X3 20M 01	1 shelves, depth 150 + 1 shelf depth 300 mm	1500 x 300 x 1620
2SG 00S 2X4 20M 01	1 shelves, depth 150 + 1 shelf depth 300 mm	1800 x 300 x 1620

For Double-Sided Table

4x 230 V, with waste sink on the left/right side

ORDERING NO. *	DESCRIPTION	DIMENSIONS (WxDxH) [mm]
2SG 00S 2X1 30M 01	1 shelves, depth 150 + 1 shelf depth 350 mm	900 x 350 x 1620
2SG 00S 2X2 30M 01	1 shelves, depth 150 + 1 shelf depth 350 mm	1200 x 350 x 1620
2SG 00S 2X3 30M 01	1 shelves, depth 150 + 1 shelf depth 350 mm	1500 x 350 x 1620
2SG 00S 2X4 30M 01	1 shelves, depth 150 + 1 shelf depth 350 mm	1800 x 350 x 1620

* Replace the sign **X** with following type in the ordering number for needed version:

- L** – sink on the left side
- P** – sink on the right side
- O** – on the left and right side

BASIC PARAMETERS	
Width	900, 1200, 1500, 1800 mm
Depth	150, 300, 350 mm
Height	1620 mm
Shelves	2x shelf depth 150 mm 1x shelf depth 150 mm + 1x shelf W. 300 mm 1x shelf depth 150 mm + 1x shelf W. 350 mm
Material of shelves	high-pressure laminate, glass
Orientation	can be used for one-sided (upper shelf 150 or 300 mm) or for double-sided table (upper shelf 350 mm) too

Service Cells MERCI® GP – Panel-Shaped NextGeneration



BASIC PARAMETERS	
Width	900, 1200, 1500, 1800 mm
Depth	150, 200 mm
Height	1620 mm
Shelves	1x shelf depth 150 mm 1x shelf depth 200 mm
Material of shelves	high-pressure laminate, glass

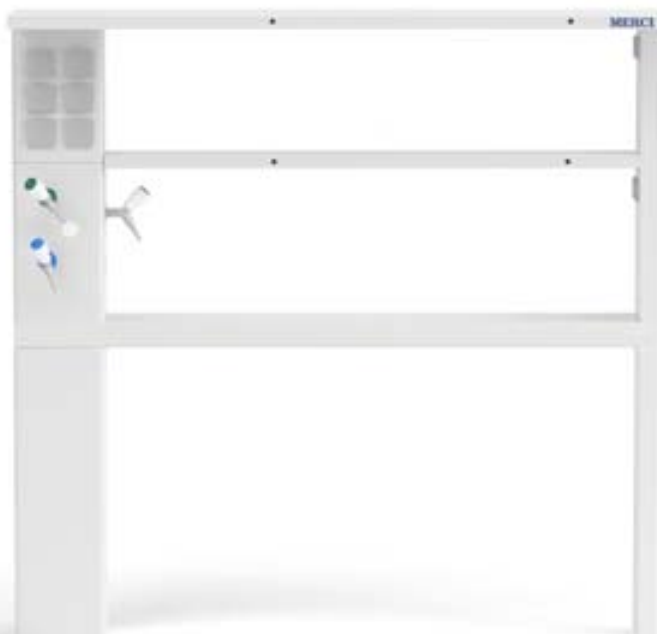
8x 230 V, no waste sink

ORDERING NO.	DESCRIPTION	DIMENSIONS (WxDxH) [mm]
2SG 00P 101 10M 01	1 shelf depth 150	900 x 150 x 1620
2SG 00P 102 10M 01	1 shelf depth 150	1200 x 150 x 1620
2SG 00P 103 10M 01	1 shelf depth 150	1500 x 150 x 1620
2SG 00P 104 10M 01	1 shelf depth 150	1800 x 150 x 1620
2SG 00P 101 20M 01	1 shelf depth 200	900 x 200 x 1620
2SG 00P 102 20M 01	1 shelf depth 200	1200 x 200 x 1620
2SG 00P 103 20M 01	1 shelf depth 200	1500 x 200 x 1620
2SG 00P 104 20M 01	1 shelf depth 200	1800 x 200 x 1620

SERVICE CELLS MERCI® N



Wide range of colours available



BASIC PARAMETERS

Width	900, 1200, 1500, 1800 mm
Depth	150, 300 mm
Height	1620 mm
Shelves	2x shelf, depth 150 mm 1x shelf, depth 150 mm + 1x shelf depth 300 mm
Material of shelves	high-pressure laminate, glass
Orientation of columns	right, left

Service cells MERCI® N are designed for light loads such as in physical laboratories and also for heavy chemical loads such as in analytical laboratories. Service cells N are made for distributing of liquid, gas and electricity, in right or left orientation.

They are made for standing on the floor – self-supporting construction and produced from 1.5 mm thick steel sheet covered with electrostatically applied epoxy resin layer.

Metal service cells MERCI® N allow height adjusting of shelves, high level of loading, installation of sink (125x300 mm) and addition of media such as water, natural and technical gas, electric sockets (230, 400 V), low-voltage sockets (12-48 V), LAN sockets. Individual service columns are interconnected with shelves in two variations:

- two shelves – one 150 mm deep placed in 1290 and one 150 mm deep 1620 mm above the floor
- two shelves – one 150 mm deep placed in 1290 and one 300 mm deep 1620 mm above the floor

The service columns are placed either on the right or on the left side width 210 mm, depth 40 mm for worktop 900 mm above the floor.

Service cells MERCI® N are certified according to valid standards EU.



Distribution of medias in service cell MERCI® are safe, accessible without dismantling of furniture, for repairs or revision inspections. The MERCI® N service cells offer you shelves for heavy load and large space capacity.



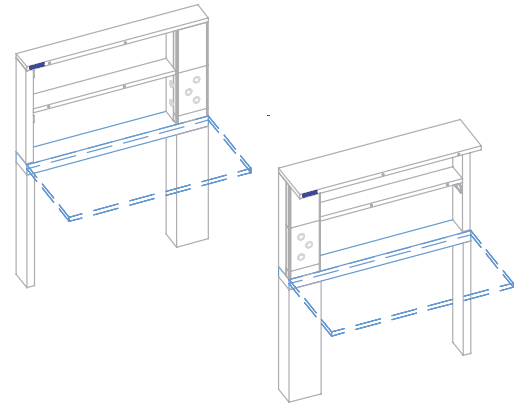
More information - www.mercilab.com



Service Cells MERCI® N – right/left without waste sink

4x 230 V, without waste sink

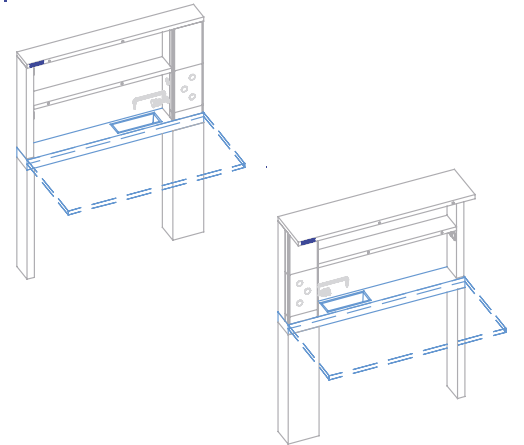
ORDERING NO. - RIGHT	ORDERING NO. - LEFT	DESCRIPTION	DIMENSIONS (WxDxH) [mm]
ZSN 001 221 100 01	ZSN 001 221 100 02	2 shelves, depth 150 mm	900 x 150 x 1620
ZSN 001 222 100 01	ZSN 001 222 100 02	2 shelves, depth 150 mm	1200 x 150 x 1620
ZSN 001 223 100 01	ZSN 001 223 100 02	2 shelves, depth 150 mm	1500 x 150 x 1620
ZSN 001 224 100 01	ZSN 001 224 100 02	2 shelves, depth 150 mm	1800 x 150 x 1620
ZSN 001 221 200 01	ZSN 001 221 200 02	2 shelves, depth 150 + 300 mm	900 x 300 x 1620
ZSN 001 222 200 01	ZSN 001 222 200 02	2 shelves, depth 150 + 300 mm	1200 x 300 x 1620
ZSN 001 223 200 01	ZSN 001 223 200 02	2 shelves, depth 150 + 300 mm	1500 x 300 x 1620
ZSN 001 224 200 01	ZSN 001 224 200 02	2 shelves, depth 150 + 300 mm	1800 x 300 x 1620



Service Cells MERCI® N – right/left with waste sink

4x 230 V, with waste sink

ORDERING NO. - RIGHT	ORDERING NO. - LEFT	DESCRIPTION	DIMENSIONS (WxDxH) [mm]
ZSN 001 111 100 01	ZSN 001 111 100 02	2 shelves, depth 150 mm	900 x 150 x 1620
ZSN 001 112 100 01	ZSN 001 112 100 02	2 shelves, depth 150 mm	1200 x 150 x 1620
ZSN 001 113 100 01	ZSN 001 113 100 02	2 shelves, depth 150 mm	1500 x 150 x 1620
ZSN 001 114 100 01	ZSN 001 114 100 02	2 shelves, depth 150 mm	1800 x 150 x 1620
ZSN 001 111 200 01	ZSN 001 111 200 02	2 shelves, depth 150 + 300 mm	900 x 300 x 1620
ZSN 001 112 200 01	ZSN 001 112 200 02	2 shelves, depth 150 + 300 mm	1200 x 300 x 1620
ZSN 001 113 200 01	ZSN 001 113 200 02	2 shelves, depth 150 + 300 mm	1500 x 300 x 1620
ZSN 001 114 200 01	ZSN 001 114 200 02	2 shelves, depth 150 + 300 mm	1800 x 300 x 1620



SUSPENDED SERVICE BOOMS MERCI®



Wide range of colours available



BASIC PARAMETERS

Width	900, 1200, 1500 mm
Depth	720 mm
Height	320 mm
Possible equipment of a cassette	W. 300 mm - water, 3x gas, 1x electric distribution board, 8x socket 230 V
	W. 150 mm - switches, 2x socket 400 V, 1x exhaust

Suspended service booms MERCI® are made for distributing of liquid and gas media inclusive electro installation. We place emphasis on user friendly manipulation with operating elements and on good availability of outputting elements. We offer the service cells MERCI® in a wide scale of types and dimensions, to fulfil the requirements for equipment of a stable or a variable laboratory.

Suspended service booms are anchored into the roof construction of the building, we recommend these for variable solution of laboratory interiors. Suspended service booms can be hanged in own choice height over the worktop. Suspended service booms can be equipped with local exhaust and LED lightning of the worktop.



Service boom can be positioned at any height above worktop and fitted with local exhausting arm and LED illumination of worktop. It is very practical use suspended booms for workflow involving chemical process running on mobile tables.



More information - www.mercilab.com



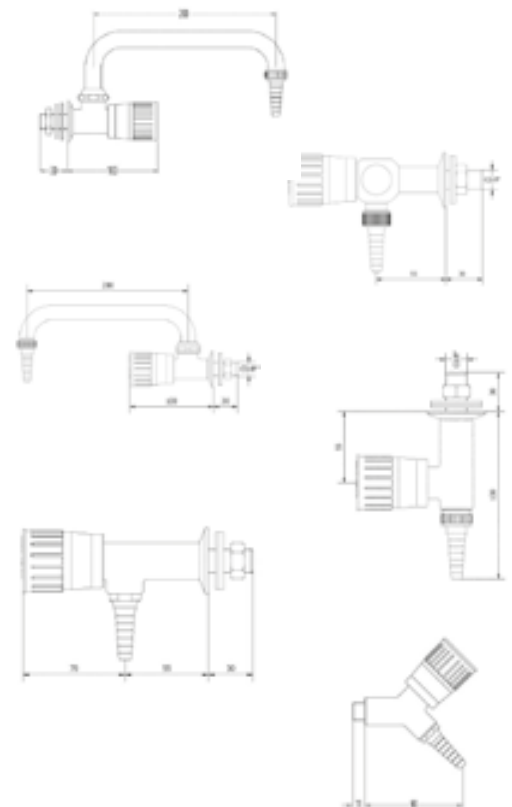


LABORATORY FITTINGS FOR SERVICE CELLS MERCI®

Service Cell-Mounted Laboratory Fittings

All fittings and valves are determined specially for the laboratory environment (brass with a protective epoxy-polyester layer) according to DIN 12918, connecting olives according to the DIN 12898, threads according to ISO 228/1 and colour coding of handles according to EN 13792:2000.

ORDERING NO.	DESCRIPTION
Z50 001 010 000 01	laboratory rack faucet for cold water, with an arm
Z50 001 020 000 03	laboratory rack faucet for demineralised water, stainless steel
Z50 001 020 000 04	laboratory rack faucet for demineralised water, material PPR, with an arm
Z01 043 100 000 73	laboratory rack faucet with flange, for cooling water-inlet for cold water
Z50 001 010 002 27 Z50 001 010 002 26	laboratory rack faucet with flange for cooling water-inlet laboratory rack faucet with flange for cooling water-outlet
Z50 001 031 000 01 Z50 001 041 000 01 Z50 001 041 000 02 Z50 001 041 000 03	laboratory cell-mounted vent for natural gas laboratory cell-mounted vent for compressed air laboratory cell-mounted vent for vacuum laboratory cell-mounted vent for nitrogen



Electric Sockets for Service Cells MERCI® N

ORDERING NO.	DESCRIPTION
Z50 002 200 000 01	6x electric socket 230 V / 16 A (for metal service cell N - cassette)
Z50 002 200 000 02	1x electric socket 400 V / 16 A (for metal service cell N - cassette)






WORKTOPS



WORKTOPS

Basic variations of worktops are described in the table, depths are 600 and 750 m. Information about different dimensions, other materials or colours on request.





Each worktop is suitable for different usage in laboratory. Not only chemical resistance must be taken into account, also mechanical and heat properties are important for heavy machines. For special applications we offer worktops with raised edges, integrated sink or antibacterial finishing.




Call us for the best solution!

LAMINATE				
ORDERING NO.	2MP 007 110 000 01	2MP 007 210 000 01	2MP 007 110 000 02	2MP 007 210 000 02
DEPTH [mm]	600	750	600	750
THICKNESS [mm]	18	18	36	36





POSTFORMING		
ORDERING NO.	2MP 007 110 000 23	2MP 007 210 000 23
DEPTH [mm]	600	750
THICKNESS [mm]	28	28

CERAMIC ACID-RESISTANT TILES		
ORDERING NO.	2MP 007 110 000 31	2MP 007 210 000 31
DEPTH [mm]	600	750
THICKNESS [mm]	30	30



SINTERED CERAMIC TILES		
ORDERING NO.	2MP 007 110 000 37	2MP 007 210 000 37
DEPTH [mm]	600	750
THICKNESS [mm]	30	30


ARTIFICIAL STONE		
ORDERING NO.	2MP 007 110 000 06	2MP 007 210 000 06
DEPTH [mm]	600	750
THICKNESS [mm]	20	20




STAINLESS STEEL AISI 304 (FOODSTUFF RESISTANT)		
ORDERING NO.	2MP 007 110 000 07	2MP 007 210 000 07
DEPTH [mm]	600	750
THICKNESS [mm]	30	30

STAINLESS STEEL AISI 316 (CHEMICAL RESISTANT)		
ORDERING NO.	2MP 007 110 000 08	2MP 007 210 000 08
DEPTH [mm]	600	750
THICKNESS [mm]	30	30


WORKTOPS




POLYPROPYLENE		
ORDERING NO.	2MP 007 110 000 09	2MP 007 210 000 09
DEPTH [mm]	600	750
THICKNESS [mm]	30	30




HIGH-PRESSURE LAMINATE		
ORDERING NO.	2MP 007 110 000 39	2MP 007 210 000 39
DEPTH [mm]	600	750
THICKNESS [mm]	30	30



EPOXY RESIN GREY (DURCON)		
ORDERING NO.	2MP 007 110 000 11	2MP 007 210 000 11
DEPTH [mm]	600	750
THICKNESS [mm]	19	19



CERAMIC		
ORDERING NO.	2MP 007 110 000 12	2MP 007 210 000 12
DEPTH [mm]	600	750
THICKNESS [mm]	28	28



ENAMEL GLASS		
ORDERING NO.	2MP 007 110 000 41	2MP 007 210 000 41
DEPTH [mm]	600	750
THICKNESS [mm]	30	30

Suitability of the Worktops

- Offices
- Chemical laboratories
- Tables for apparatuses
- Biological laboratories
- Manipulation with radionuclides

TABLE OF RESISTANCE

Values in the Table are only approximate, the sample of the surface is provided to customer in order to test it under particular conditions.

NAME	LAMINATE	POST-FORMING	CERAMIC TILES	ARTIFICIAL STONE	STAINLESS STEEL AISI 316	POLYPROPYLENE	HPL	EPOXY RESIN	CERAMIC	ENAMEL GLASS
Ammonia, conc.	■	■	■	■	■	■	■	■	■	■
Potassium Dichromate, 5%	■	■	■	■	■	■	■	■	■	■
Ethyl Alcohol	■	■	■	■	■	■	■	■	■	■
Ethyl Acetate	■	■	■	■	■	■	■	■	■	■
Sodium Hydroxide, 20 %	■	■	■	■	■	■	■	■	■	■
Chloroform	■	■	■	■	■	■	■	■	■	■
Isopropyl Alcohol	■	■	■	■	■	■	■	■	■	■
Iodine, 5 % sol. in Chloroform	■	■	■	■	■	■	■	■	■	■
Nitric Acid, conc.	■	■	■	■	■	■	■	■	■	■
Hydrofluoric Acid	■	■	■	■	■	■	■	■	■	■
Phosphoric Acid, conc.	■	■	■	■	■	■	■	■	■	■
Formic Acid, conc.	■	■	■	■	■	■	■	■	■	■
Sulfuric Acid, 50 %	■	■	■	■	■	■	■	■	■	■
Hydrochloric Acid, conc.	■	■	■	■	■	■	■	■	■	■
Potassium Permanganate, 5 %	■	■	■	■	■	■	■	■	■	■
Hexane	■	■	■	■	■	■	■	■	■	■
Hydrogen Peroxide, 30 %	■	■	■	■	■	■	■	■	■	■
Petroleum Ether	■	■	■	■	■	■	■	■	■	■
Toluene	■	■	■	■	■	■	■	■	■	■
Mechanical resistance	■	■	■	■	■	■	■	■	■	■
Heat resistance	■	■	■	■	■	■	■	■	■	■
Colouring	■	■	■	■	■	■	■	■	■	■

Long time resistant ■ Short-time resistant ■ Not resistant ■

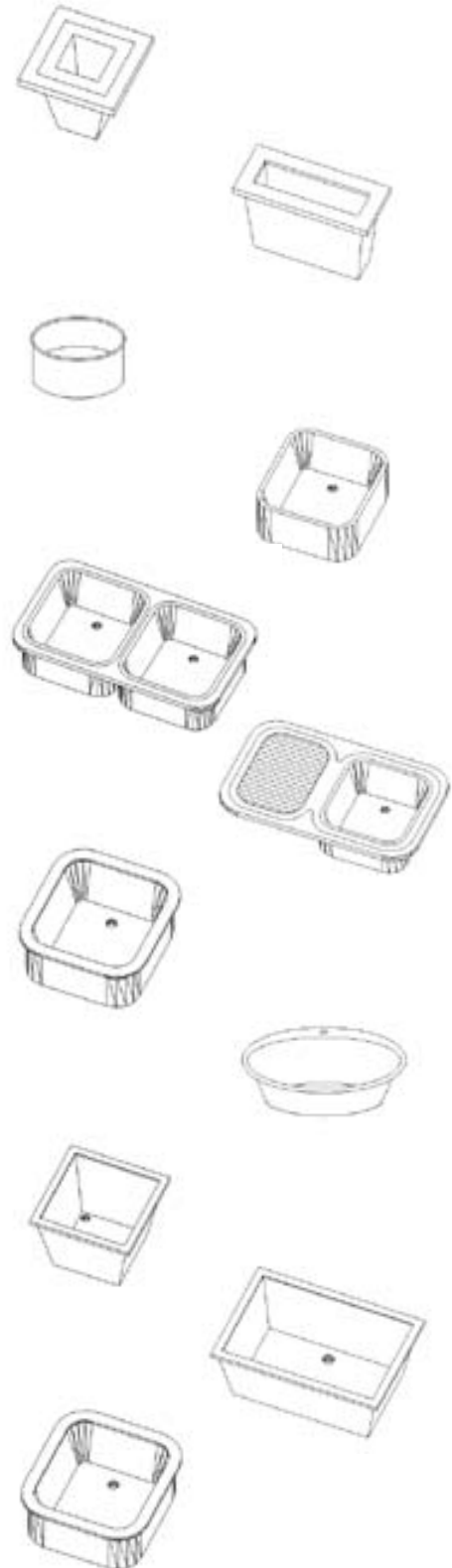


ACCESSORIES FOR WORKTOPS

Bowls and Sinks

The overview of basic offer of bowls and sinks is shown in the table. Information about other materials or colours on request.

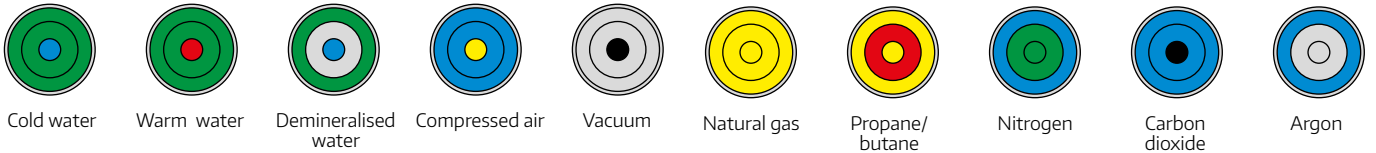
ORDERING NO.	DESCRIPTION	OUTSIDE SIZE [mm]
2MP 011 100 000 01	waste gully	120 x 120 x 120
2MP 011 100 000 02	waste sink	295 x 120 x 150
2MP 011 200 000 01	stainless steel bowl, round AISI 304 (food)	Ø 450 x 177
2MP 011 200 000 02	stainless steel bowl, oval AISI 316 (chemical)	476 x 406 x 177
2MP 011 200 000 03	stainless steel double-bowl AISI 304 (food)	775 x 480 x 160
2MP 011 200 000 04	stainless steel bowl with stacker plate AISI 304 (food)	775 x 480 x 160
2MP 011 200 000 05	stainless steel bowl, oval AISI 316 (chemical)	450 x 450 x 250
2MP 011 300 000 17	ceramic bowl, round	560 x 475 x 200
2MP 011 300 000 07 2MP 011 300 000 03 2MP 011 300 000 05	ceramic sink ceramic sink ceramic sink	445 x 295 x 265 445 x 445 x 265 595 x 445 x 265
2MP 011 400 000 01 2MP 011 400 000 02	sink, epoxy resin (Durcon), installation under the worktop sink, epoxy resin (Durcon), installation under the worktop	464 x 464 x 190 667 x 464 x 203
2MP 011 100 000 14 2MP 011 100 000 15	bowl, polypropylene bowl, polypropylene	467 x 467 x 240 567 x 467 x 240



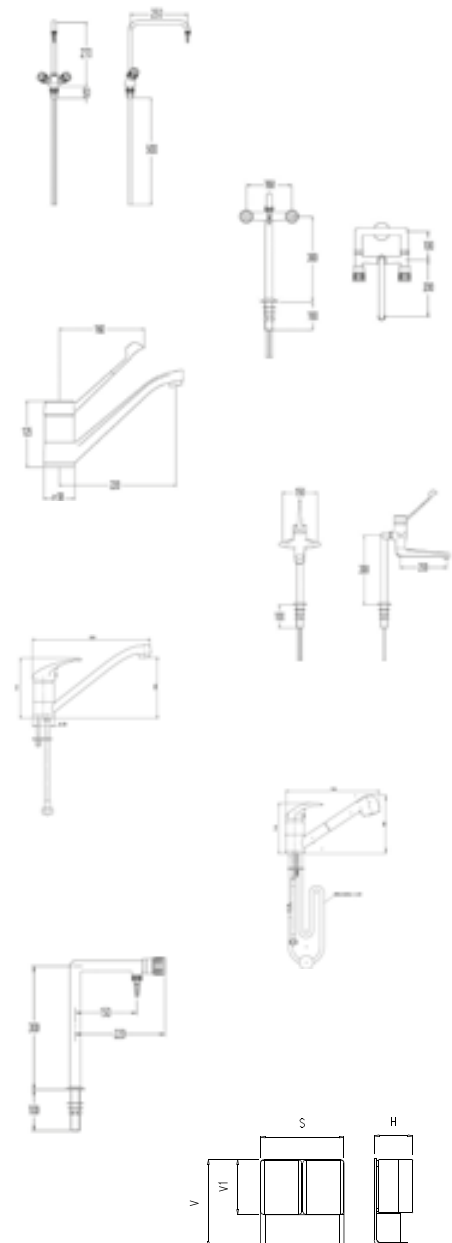
ACCESSORIES

Worktop-Mounted Laboratory Fittings

All fittings and valves are determined specially for the laboratory environment (brass with a protective epoxy-polyester layer) according to DIN 12918, connecting olives according to the DIN 12898, threads according to ISO 228/1 and colour coding of handles according to EN 13792:2000.

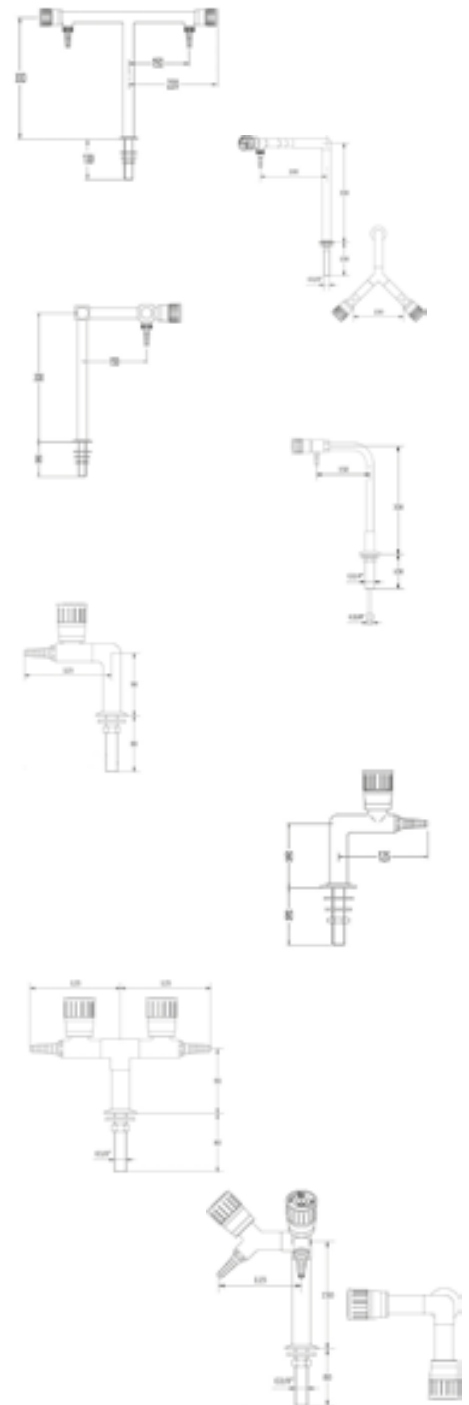


ORDERING NO.	DESCRIPTION
2MP 012 100 000 04	laboratory rack mixer faucet, with bottom cocks
2MP 012 100 000 05	laboratory rack mixer faucet, with upper cocks
2MP 012 100 000 06	laboratory rack mixer faucet, chromed, with bottom lever
2MP 012 100 000 07	laboratory rack mixer faucet, chromed, with upper lever
2MP 012 100 000 08	laboratory rack mixer faucet, chromed, with swipes
2MP 012 100 000 09	laboratory rack mixer faucet, chromed, with swipes, with telescopic shower
2MP 012 100 000 01	laboratory rack faucet for cold water
2MP 014 000 000 01	rack fitting with 2 electric socket, 230 V / 16 A - one-sided






ORDERING NO.	DESCRIPTION
2MP 012 100 000 02	laboratory rack faucet for cold water – two-way, "T"-sharped
2MP 012 100 000 03	laboratory rack faucet for cold water – two-way, "V"-sharped
2MP 012 100 000 11	laboratory rack faucet for demineralized water from stainless steel
2MP 012 100 000 12	laboratory rack faucet for demineralized water from PVDF material
2MP 012 100 000 22	laboratory rack faucet for cooling water-inlet
2MP 012 100 000 21	laboratory rack faucet for cooling water-outlet
2MP 013 110 000 01	laboratory rack vent for natural gas – one-way
2MP 013 210 000 01	laboratory rack vent for compressed air – one-way
2MP 013 210 000 02	laboratory rack vent for vacuum – one-way
2MP 013 210 000 03	laboratory rack vent for nitrogen – one-way
2MP 013 120 000 01	laboratory rack vent for natural gas – two-way, "T"-sharped
2MP 013 220 000 01	laboratory rack vent for compressed air – two-way, "T"-sharped
2MP 013 220 000 02	laboratory rack vent for vacuum – two-way, "T"-sharped
2MP 013 220 000 03	laboratory rack vent for nitrogen – two-way, "T"-sharped
2MP 013 120 000 10	laboratory rack vent for natural gas – two-way, "V"-sharped
2MP 013 220 000 13	laboratory rack vent for compressed air – two-way, "V"-sharped
2MP 013 220 000 10	laboratory rack vent for vacuum – two-way, "V"-sharped
2MP 013 220 000 12	laboratory rack vent for nitrogen – two-way, "V"-sharped



For more laboratory fittings and emergency eye showers contact us, please!





MELAMINE
LABORATORY
FURNITURE
MERCİ® S



MELAMINE LABORATORY FURNITURE MERCI® S



Wide range of colours available



Modular elements of laboratory furniture MERCI® enable easy assembling of laboratory tables, fitting of laboratory tables with service cells, service accesses to inside distributions along with a possibility of supporting technological equipment installation such as central source of vacuum, demineralised water systems, gasses etc.



More information - www.mercilab.com

Laboratory furniture MERCI® S offer a wide palette of colours for single elements of interior equipment for your easier orientation in laboratory, in compliance with the company standards or merely for aesthetic reasons. For preparation of your projects we offer our long-term experience and support from the very first moment. We are ready to resolve with you the basic design of your laboratory and all subsequent stages of project documentation till the detail procession of realization documentation.

Laboratory furniture MERCI® S is made from laminated chipboards thickness from 18 up to 21 mm. Doors and front of drawers are equipped with ABS edge thickness 2 mm. Doors and drawers are equipped with dumper tom eliminate the noise level and to prolong the life-time. The cabinets are equipped with plastic foots or plywood pedestal. Door and upper drawer can be equipped with locks.

We offer necessary variability of interior laboratory equipment by means of movable constructions and cabinets.

UNDERBENCH CABINETS



Laboratory tables MERCI® are fitted with worktops with requested chemical, mechanical and heat resistance. Modularity of support elements provide you with maximum storage space.

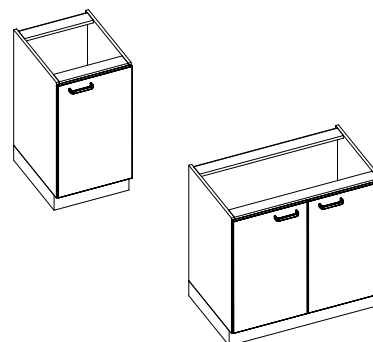
See all possibilities on page 57

Laboratory Cabinets with Doors

Cabinets serve as supporting component of the worktop.

ORDERING NO.	TYPE	DESCRIPTION	SIZE (WxDxH) [mm]
2M1 001 1L1 110 03	N-LSD 1-450L	one door	450 x 570 x 720
2M1 001 1P1 110 03	N-LSD 1-450P	one door	450 x 570 x 720
2M1 001 1L2 110 03	N-LSD 1-600L	one door	600 x 570 x 720
2M1 001 1P2 110 03	N-LSD 1-600P	one door	600 x 570 x 720
2M1 001 1L1 120 03	N-LSD 1-450L	one door	450 x 570 x 870
2M1 001 1P1 120 03	N-LSD 1-450P	one door	450 x 570 x 870
2M1 001 1L2 120 03	N-LSD 1-600L	one door	600 x 570 x 870
2M1 001 1P2 120 03	N-LSD 1-600P	one door	600 x 570 x 870
2M1 001 101 110 03	N-LSD 4-750	two doors	750 x 570 x 720
2M1 001 102 110 03	N-LSD 4-900	two doors	900 x 570 x 720
2M1 001 101 120 03	N-LSD 4-750	two doors	750 x 570 x 870
2M1 001 102 120 03	N-LSD 4-900	two doors	900 x 570 x 870

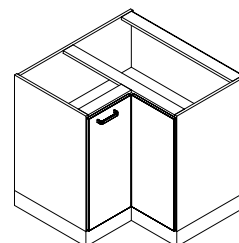
L - left door, P - right door



Laboratory Cabinets with Doors into a Corner

Cabinets serve as supporting component of the worktop.


ORDERING NO.	TYPE	DESCRIPTION	SIZE (WxDxH) [mm]
2M1 001 8L1 110 03	N-LSR 1-900L	1 angular door	900 x 900 x 720
2M1 001 8P1 110 03	N-LSR 1-900P	1 angular door	900 x 900 x 720
2M1 001 8L1 120 03	N-LSR 1-900L	1 angular door	900 x 900 x 870
2M1 001 8P1 120 03	N-LSR 1-900P	1 angular door	900 x 900 x 870



Laboratory Cabinets with Drawers

Cabinets serve as supporting component of the worktops.

ORDERING NO.	TYPE	DESCRIPTION	SIZE (WxDxH) [mm]
2M1 001 301 110 03	N-LSZ 3-450	3 drawers	450 x 570 x 720
2M1 001 302 110 03	N-LSZ 3-600	3 drawers	600 x 570 x 720
2M1 001 303 110 03	N-LSZ 3-900	3 drawers	900 x 570 x 720
2M1 001 301 120 03	N-LSZ 3-450	3 drawers	450 x 570 x 870
2M1 001 302 120 03	N-LSZ 3-600	3 drawers	600 x 570 x 870
2M1 001 303 120 03	N-LSZ 3-900	3 drawers	900 x 570 x 870
2M1 001 301 110 13	N-LSZ 4-450	4 drawers	450 x 570 x 720
2M1 001 302 110 13	N-LSZ 4-600	4 drawers	600 x 570 x 720
2M1 001 303 110 13	N-LSZ 4-900	4 drawers	900 x 570 x 720
2M1 001 301 120 13	N-LSZ 4-450	4 drawers	450 x 570 x 870
2M1 001 302 120 13	N-LSZ 4-600	4 drawers	600 x 570 x 870
2M1 001 303 120 13	N-LSZ 4-900	4 drawers	900 x 570 x 870
2M1 001 301 120 23	N-LSZ 5-450	5 drawers	450 x 570 x 870
2M1 001 302 120 23	N-LSZ 5-600	5 drawers	600 x 570 x 870
2M1 001 303 120 23	N-LSZ 5-900	5 drawers	900 x 570 x 870






Laboratory Cabinets Combined

Cabinets serve as supporting component of the worktops.


ORDERING NO.	TYPE	DESCRIPTION	SIZE (WxDxH) [mm]
2M1 001 2L1 110 05	N-LSD 2-450L	1 door, upper drawer	450 x 570 x 720
2M1 001 2P1 110 05	N-LSD 2-450P	1 door, upper drawer	450 x 570 x 720
2M1 001 2L2 110 05	N-LSD 2-600L	1 door, upper drawer	600 x 570 x 720
2M1 001 2P2 110 05	N-LSD 2-600P	1 door, upper drawer	600 x 570 x 720
2M1 001 2L1 120 05	N-LSD 2-450L	1 door, upper drawer	450 x 570 x 870
2M1 001 2P1 120 05	N-LSD 2-450P	1 door, upper drawer	450 x 570 x 870
2M1 001 2L2 120 05	N-LSD 2-600L	1 door, upper drawer	600 x 570 x 870
2M1 001 2P2 120 05	N-LSD 2-600P	1 door, upper drawer	600 x 570 x 870
2M1 001 202 110 05	N-LSD 5-900	2 doors, 2 upper drawers side by side	900 x 570 x 720
2M1 001 202 120 05	N-LSD 5-900	2 doors, 2 upper drawers side by side	900 x 570 x 870
2M1 001 202 110 15	N-LSD 6-900	2 doors, 1 upper drawer	900 x 570 x 720
2M1 001 202 120 15	N-LSD 6-900	2 doors, 1 upper drawer	900 x 570 x 870



Laboratory Installation Cabinets for Sinks

Cabinets serve for installing of sinks or bowls and as supporting component of the worktops.

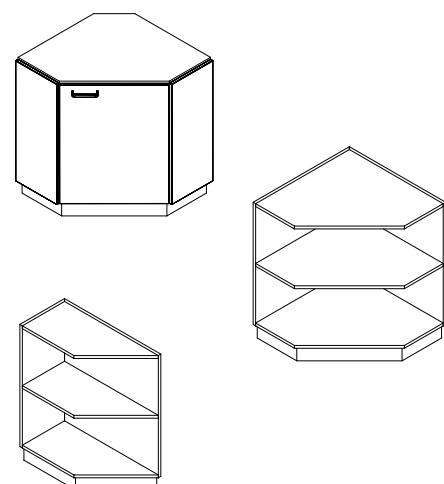
ORDERING NO.	TYPE	DESCRIPTION	SIZE (WxDxH) [mm]
2M1 001 5L2 120 23	N-LSV 1-600L	1 door	600 x 570 x 870
2M1 001 5P2 120 23	N-LSV 1-600P	1 door	600 x 570 x 870
2M1 001 501 120 23	N-LSV 4-750	2 doors	750 x 570 x 870
2M1 001 502 120 23	N-LSV 4-900	2 doors	900 x 570 x 870
2M1 001 5L2 120 33	N-LSV 2-600L	1 door, false forefront	600 x 570 x 870
2M1 001 5P2 120 33	N-LSV 2-600P	1 door, false forefront	600 x 570 x 870
2M1 001 501 120 33	N-LSV 6-750	2 doors, false forefront	750 x 570 x 870
2M1 001 502 120 33	N-LSV 6-900	2 doors, false forefront	900 x 570 x 870



Laboratory Ending Cabinets

Cabinets serve as supporting component of the worktop and can be placed in the middle of the wall or room, and/or in the corner.

ORDERING NO.	TYPE	DESCRIPTION	SIZE (WxDxH) [mm]
2M1 001 7L1 110 03	N-STU-570L	one door	570 x 570 x 720
2M1 001 7P1 110 03	N-STU-570P	one door	570 x 570 x 720
2M1 001 7L2 110 03	N-STU-720L	one door	720 x 720 x 720
2M1 001 7P2 110 03	N-STU-720P	one door	720 x 720 x 720
2M1 001 7L1 120 03	N-STU-570L	one door	570 x 570 x 870
2M1 001 7P1 120 03	N-STU-570P	one door	570 x 570 x 870
2M1 001 7L2 120 03	N-STU-720L	one door	720 x 720 x 870
2M1 001 7P2 120 03	N-STU-720P	one door	720 x 720 x 870
2M1 001 701 110 02	N-SPU-550	open	550 x 550 x 720
2M1 001 702 110 02	N-SPU-700	open	700 x 700 x 720
2M1 001 701 120 02	N-SPU-550	open	550 x 550 x 870
2M1 001 702 120 02	N-SPU-700	open	700 x 700 x 870
2M1 001 703 220 02	N-SPU-325L	open	325 x 700 x 870
2M1 001 703 220 04	N-SPU-325P	open	325 x 700 x 870
2M1 001 704 220 02	N-SPU-400L	open	400 x 700 x 870
2M1 001 704 220 04	N-SPU-400P	open	400 x 700 x 870



SUPPORTING STEEL FRAMES



Combination of supporting steel frames and underbench cabinets or containers provide you with enough sitting space for users and due the sturdy construction can carry heavy pieces of equipment.

Let's realize your ideas with us!

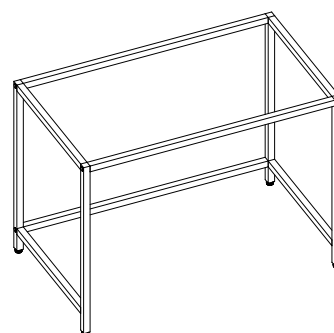


Wide range of colours available

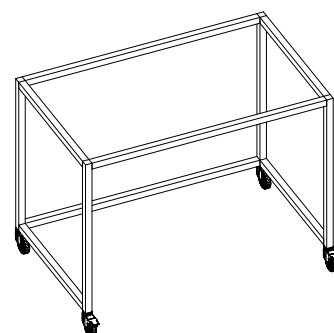
Steel Construction – Type “PS” and “PSK”

The steel construction serves as a supporting component of the worktop, dimensions 30 x 30 mm, covered with an electrostatically applied epoxy resin layer (colours according to the RAL scale). There are two heights of worktop: 750 mm for work in sitting position and 900 mm for work in standing position and two possible worktop depths (600 and 750 mm). Construction “PS” has adjustable feet, construction “PSK” has bantam wheels with brakes.

ORDERING NO.	TYPE	SIZE (WxDxH) [mm]
2M1 002 211 110 01	N-PS-900	900 x 545 x 720
2M1 002 211 210 01	N-PS-900	900 x 695 x 720
2M1 002 211 120 01	N-PS-900	900 x 545 x 870
2M1 002 211 220 01	N-PS-900	900 x 695 x 870
2M1 002 212 110 01	N-PS-1200	1200 x 545 x 720
2M1 002 212 210 01	N-PS-1200	1200 x 695 x 720
2M1 002 212 120 01	N-PS-1200	1200 x 545 x 870
2M1 002 212 220 01	N-PS-1200	1200 x 695 x 870
2M1 002 213 110 01	N-PS-1500	1500 x 545 x 720
2M1 002 213 210 01	N-PS-1500	1500 x 695 x 720
2M1 002 213 120 01	N-PS-1500	1500 x 545 x 870
2M1 002 213 220 01	N-PS-1500	1500 x 695 x 870
2M1 002 214 110 01	N-PS-1800	1800 x 545 x 720
2M1 002 214 210 01	N-PS-1800	1800 x 695 x 720
2M1 002 214 120 01	N-PS-1800	1800 x 545 x 870
2M1 002 214 220 01	N-PS-1800	1800 x 695 x 870



ORDERING NO.	TYPE	SIZE (WxDxH) [mm]
2M1 002 311 110 01	N-PSK-865	865 x 545 x 720
2M1 002 311 210 01	N-PSK-865	865 x 695 x 720
2M1 002 311 120 01	N-PSK-865	865 x 545 x 870
2M1 002 311 220 01	N-PSK-865	865 x 695 x 870
2M1 002 312 110 01	N-PSK-1165	1165 x 545 x 720
2M1 002 312 210 01	N-PSK-1165	1165 x 695 x 720
2M1 002 312 120 01	N-PSK-1165	1165 x 545 x 870
2M1 002 312 220 01	N-PSK-1165	1165 x 695 x 870
2M1 002 313 110 01	N-PSK-1465	1465 x 545 x 720
2M1 002 313 210 01	N-PSK-1465	1465 x 695 x 720
2M1 002 313 120 01	N-PSK-1465	1465 x 545 x 870
2M1 002 313 220 01	N-PSK-1465	1465 x 695 x 870

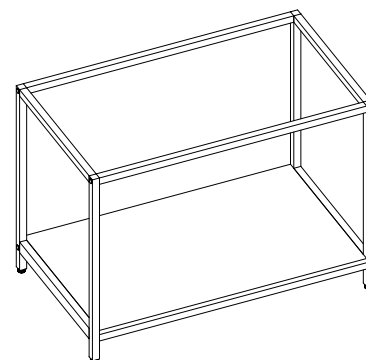




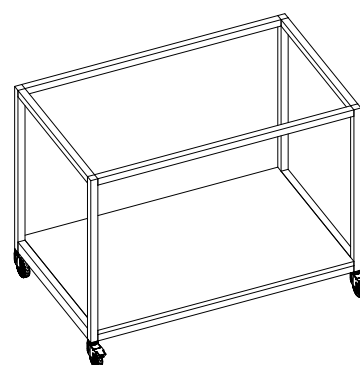
Steel Construction – Type “PSP” and “PSPK”

The steel construction serves as a supporting component of the worktop, dimensions 30 x 30 mm, covered with an electrostatically applied epoxy resin layer (colours according to the RAL scale). Construction “PSP” has adjustable feet, construction “PSPK” has bantam wheels. Lower shelf is made of laminated wood particle board (other material on request). For these two types of construction is recommended only worktop of 900 mm height for work in standing positions, two worktop depths (600 and 750 mm) are possible.

ORDERING NO.	TYPE	SIZE (WxDxH) [mm]
2M1 002 411 110 01	N-PSP-900	900 x 545 x 720
2M1 002 411 210 01	N-PSP-900	900 x 695 x 720
2M1 002 411 120 01	N-PSP-900	900 x 545 x 870
2M1 002 411 220 01	N-PSP-900	900 x 695 x 870
2M1 002 412 110 01	N-PSP-1200	1200 x 545 x 720
2M1 002 412 210 01	N-PSP-1200	1200 x 695 x 720
2M1 002 412 120 01	N-PSP-1200	1200 x 545 x 870
2M1 002 412 220 01	N-PSP-1200	1200 x 695 x 870
2M1 002 413 110 01	N-PSP-1500	1500 x 545 x 720
2M1 002 413 210 01	N-PSP-1500	1500 x 695 x 720
2M1 002 413 120 01	N-PSP-1500	1500 x 545 x 870
2M1 002 413 220 01	N-PSP-1500	1500 x 695 x 870
2M1 002 414 110 01	N-PSP-1800	1800 x 545 x 720
2M1 002 414 210 01	N-PSP-1800	1800 x 695 x 720
2M1 002 414 120 01	N-PSP-1800	1800 x 545 x 870
2M1 002 414 220 01	N-PSP-1800	1800 x 695 x 870



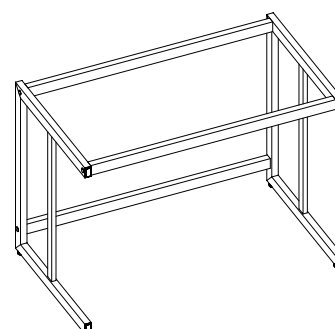
ORDERING NO.	TYPE	SIZE (WxDxH) [mm]
2M1 002 511 110 01	N-PSPK-865	865 x 545 x 720
2M1 002 511 210 01	N-PSPK-865	865 x 695 x 720
2M1 002 511 120 01	N-PSPK-865	865 x 545 x 870
2M1 002 511 220 01	N-PSPK-865	865 x 695 x 870
2M1 002 512 110 01	N-PSPK-1165	1165 x 545 x 720
2M1 002 512 210 01	N-PSPK-1165	1165 x 695 x 720
2M1 002 512 120 01	N-PSPK-1165	1165 x 545 x 870
2M1 002 512 220 01	N-PSPK-1165	1165 x 695 x 870
2M1 002 513 110 01	N-PSPK-1465	1465 x 545 x 720
2M1 002 513 210 01	N-PSPK-1465	1465 x 695 x 720
2M1 002 513 120 01	N-PSPK-1465	1465 x 545 x 870
2M1 002 513 220 01	N-PSPK-1465	1465 x 695 x 870



Steel Construction – Type “SOK”

The steel construction serves as a supporting component of the worktop. It is C-shape profiled with adjustable feet, dimensions 50 x 30 mm, covered with an electrostatically applied epoxy resin layer (colours according to the RAL scale). There are two heights of worktop: 750 mm for work in sitting position and 900 mm for work in standing position and two possible worktop depths (600 and 750 mm). Side foot is reinforced.

ORDERING NO.	TYPE	SIZE (WxDxH) [mm]
2M1 002 111 110 01	N-SOK-900	900 x 545 x 720
2M1 002 111 210 01	N-SOK-900	900 x 695 x 720
2M1 002 111 120 01	N-SOK-900	900 x 545 x 870
2M1 002 111 220 01	N-SOK-900	900 x 695 x 870
2M1 002 112 110 01	N-SOK-1200	1200 x 545 x 720
2M1 002 112 210 01	N-SOK-1200	1200 x 695 x 720
2M1 002 112 120 01	N-SOK-1200	1200 x 545 x 870
2M1 002 112 220 01	N-SOK-1200	1200 x 695 x 870
2M1 002 113 110 01	N-SOK-1500	1500 x 545 x 720
2M1 002 113 210 01	N-SOK-1500	1500 x 695 x 720
2M1 002 113 120 01	N-SOK-1500	1500 x 545 x 870
2M1 002 113 220 01	N-SOK-1500	1500 x 695 x 870
2M1 002 114 110 01	N-SOK-1800	1800 x 545 x 720
2M1 002 114 210 01	N-SOK-1800	1800 x 695 x 720
2M1 002 114 120 01	N-SOK-1800	1800 x 545 x 870
2M1 002 114 220 01	N-SOK-1800	1800 x 695 x 870



CONTAINERS AND MOBILE CABINETS



Wide range of colours available




We offer the essential variability of interior equipment for laboratories using mobile cabinets that can stand in space thanks to solid back and serve as independent unit

Let's realize your ideas with us!

Containers

Containers can be placed under desk or in the free space (solid back wall).

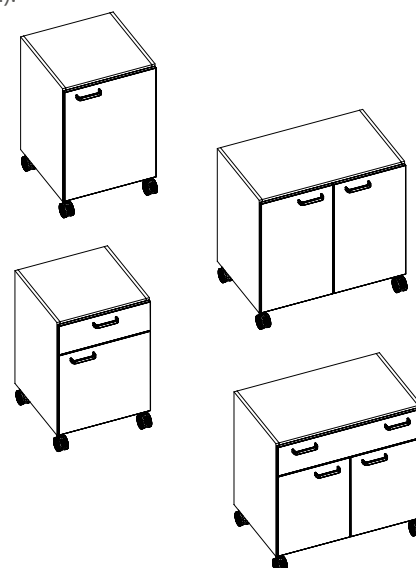
ORDERING NO.	TYPE	DESCRIPTION	SIZE (WxDxH) [mm]
2M1 003 1L1 110 01 2M1 003 1P1 110 01	N-KD 1-430L N-KD 1-430P	one door one door	430 x 585 x 655 430 x 585 x 655
2M1 003 301 110 01	N-KK 3-430	3 drawers (1 drawer for pencils + 1 shallow + 1 deep)	430 x 585 x 655
2M1 003 301 110 02	N-KK 4-430	4 drawers (1 drawer for pencils + 3 shallow)	430 x 585 x 655



Mobile Cabinets

Mobile cabinets can be placed under desk or in the free space (solid back wall).


ORDERING NO.	TYPE	DESCRIPTION	SIZE (WxDxH) [mm]
2M1 012 1L1 110 01 2M1 012 1P1 110 01 2M1 012 1L1 120 01 2M1 012 1P1 120 01	N-LMD 1-530L N-LMD 1-530P N-LMD 1-530L N-LMD 1-530P	one door one door one door one door	530 x 530 x 650 530 x 530 x 650 530 x 530 x 810 530 x 530 x 810
2M1 012 101 110 01 2M1 012 101 120 01	N-LMD 4-830 N-LMD 4-830	two doors two doors	830 x 530 x 650 830 x 530 x 810
2M1 012 2L1 110 01 2M1 012 2P1 110 01	N-LMD 2-530L N-LMD 2-530P	one door, upper drawer one door, upper drawer	530 x 530 x 810 530 x 530 x 810
2M1 012 201 110 01	N-LMD 6-830	two doors, upper drawer	830 x 530 x 810





SPECIAL LABORATORY FURNITURE



 Weighing tables are designed for use in the laboratory room to provide suitable working conditions for devices that are sensitive to vibrations and shocks. Unique design and granite plate with compensators brings the stable results.

Let's realize your ideas with us!

We can solve the storing space and worktops not only, but special requirements for anti-vibrational tables for the most exact weighing or for above-standard loading capacity of the tables under heavy machines.

Weighing Table with Granite Plate

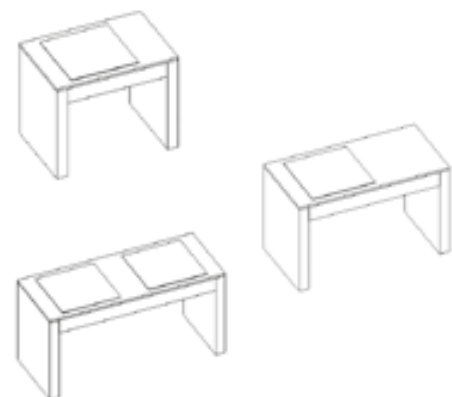
Special constructed table for dumping of vibrations and ensuring the stable position for perceptive analytical weights with independent placed granite plate on rubber stoppers ensures precise weighing without the influence of shakes and vibrations of the building, of the floor or exhausting system.



Table with High Load Capacity

We produce special table with metal construction for machines weighing more than 150 kg, in various dimensions, with a shelf pertinently.

ORDERING NO.	TYPE	DESCRIPTION	SIZE (WxDxH) [mm]
2M0 004 100 000 01	M-STV 900	for sitting position, 1x granite plate	900 x 600 x 750
2M0 004 100 000 02	M-STV 1200	for sitting position, 1x granite plate	1200 x 600 x 750
2M0 004 100 000 03	M-STV 1500	for sitting position, 2x granite plate	1500 x 600 x 750



TALL STORAGE CABINETS



Tall storage cabinets provide especially large storage space for chemicals, laboratory materials and equipment. For optimal storage solution we provide various types of cabinets with doors (full or glass), drawers or open with shelves.



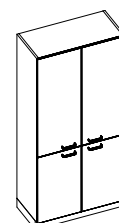

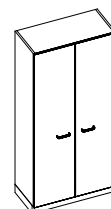

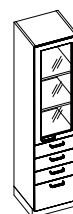

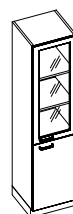
More information - www.mercilab.com



Wide range of colours available

For material storing in laboratory

ORDERING NO.	TYPE	DESCRIPTION	SIZE (WxDxH) [mm]
2M1 005 1L1 110 05	N-SKL 1-450L	1 glassed + 1 full door	450 x 450 x 1960
2M1 005 1P1 110 05	N-SKL 1-450P	1 glassed + 1 full door	450 x 450 x 1960
2M1 005 1L2 110 05	N-SKL 1-600L	1 glassed + 1 full door	600 x 450 x 1960
2M1 005 1P2 110 05	N-SKL 1-600P	1 glassed + 1 full door	600 x 450 x 1960
2M1 005 1L1 210 05	N-SKL 1-450L	1 glassed + 1 full door	450 x 600 x 1960
2M1 005 1P1 210 05	N-SKL 1-450P	1 glassed + 1 full door	450 x 600 x 1960
2M1 005 1L2 210 05	N-SKL 1-600L	1 glassed + 1 full door	600 x 600 x 1960
2M1 005 1P2 210 05	N-SKL 1-600P	1 glassed + 1 full door	600 x 600 x 1960
2M1 005 101 110 05	N-SKL 1-900	2 glassed + 2 full doors	900 x 450 x 1960
2M1 005 101 210 05	N-SKL 1-900	2 glassed + 2 full doors	900 x 600 x 1960
2M1 005 2L1 110 05	N-SKL 2-450L	1 glassed door + 4 drawers	450 x 450 x 1960
2M1 005 2P1 110 05	N-SKL 2-450P	1 glassed door + 4 drawers	450 x 450 x 1960
2M1 005 2L2 110 05	N-SKL 2-600L	1 glassed door + 4 drawers	600 x 450 x 1960
2M1 005 2P2 110 05	N-SKL 2-600P	1 glassed door + 4 drawers	600 x 450 x 1960
2M1 005 2L1 210 05	N-SKL 2-450L	1 glassed door + 4 drawers	450 x 600 x 1960
2M1 005 2P1 210 05	N-SKL 2-450P	1 glassed door + 4 drawers	450 x 600 x 1960
2M1 005 2L2 210 05	N-SKL 2-600L	1 glassed door + 4 drawers	600 x 600 x 1960
2M1 005 2P2 210 05	N-SKL 2-600P	1 glassed door + 4 drawers	600 x 600 x 1960
2M1 005 203 110 05	N-SKL 2-900	2 glassed doors + 4 drawers	900 x 450 x 1960
2M1 005 203 210 05	N-SKL 2-900	2 glassed doors + 4 drawers	900 x 600 x 1960
2M1 005 1L1 110 13	N-SKP 1-450L	1 full door	450 x 450 x 1960
2M1 005 1P1 110 13	N-SKP 1-450P	1 full door	450 x 450 x 1960
2M1 005 1L2 110 13	N-SKP 1-600L	1 full door	600 x 450 x 1960
2M1 005 1P2 110 13	N-SKP 1-600P	1 full door	600 x 450 x 1960
2M1 005 1L1 210 13	N-SKP 1-450L	1 full door	450 x 600 x 1960
2M1 005 1P1 210 13	N-SKP 1-450P	1 full door	450 x 600 x 1960
2M1 005 1L2 210 13	N-SKP 1-600L	1 full door	600 x 600 x 1960
2M1 005 1P2 210 13	N-SKP 1-600P	1 full door	600 x 600 x 1960
2M1 005 101 110 13	N-SKP 1-900	2 full doors	900 x 450 x 1960
2M1 005 101 210 13	N-SKP 1-900	2 full doors	900 x 600 x 1960
2M1 005 1L1 110 25	N-SKP 2-450L	2 full doors	450 x 450 x 1960
2M1 005 1P1 110 25	N-SKP 2-450P	2 full doors	450 x 450 x 1960
2M1 005 1L2 110 25	N-SKP 2-600L	2 full doors	600 x 450 x 1960
2M1 005 1P2 110 25	N-SKP 2-600P	2 full doors	600 x 450 x 1960
2M1 005 1L1 210 25	N-SKP 2-450L	2 full doors	450 x 600 x 1960
2M1 005 1P1 210 25	N-SKP 2-450P	2 full doors	450 x 600 x 1960
2M1 005 1L2 210 25	N-SKP 2-600L	2 full doors	600 x 600 x 1960
2M1 005 1P2 210 25	N-SKP 2-600P	2 full doors	600 x 600 x 1960
2M1 005 101 110 25	N-SKP 2-900	4 full doors	900 x 450 x 1960
2M1 005 101 210 25	N-SKP 2-900	4 full doors	900 x 600 x 1960





WARDROBES



In standard version is the melamine storage furniture without locks, which are available on request (including central locks).



More information - www.mercilab.com

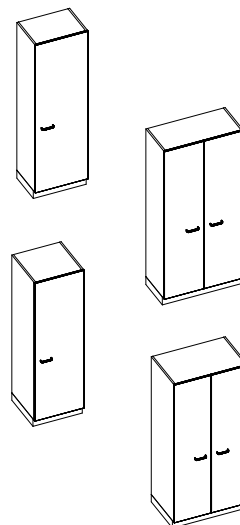


Wide range of colours available



Are designed for clothes stowage. They are provided in depths of 450 and 600 mm, all types have upper shelf. The 600 mm deep type has solid hanger pole placed lengthwise

ORDERING NO.	TYPE	DESCRIPTION	SIZE (WxDxH) [mm]
2M1 006 1L2 110 03 2M1 006 1P2 110 03	N-SKŠ 1-600L N-SKŠ 1-600P	1 full door 1 full door	600 x 450 x 1960 600 x 450 x 1960
2M1 006 101 110 03	N-SKŠ 1-900	2 full doors (2/3 - clothes rod, 1/3 - 4 shelves)	900 x 450 x 1960
2M1 006 1L1 210 03 2M1 006 1P1 210 03 2M1 006 1L2 210 03 2M1 006 1P2 210 03	N-SKŠ 1-450L N-SKŠ 1-450P N-SKŠ 1-600L N-SKŠ 1-600P	1 full door 1 full door 1 full door 1 full door	450 x 600 x 1960 450 x 600 x 1960 600 x 600 x 1960 600 x 600 x 1960
2M1 006 101 210 03	N-SKŠ 1-900	2 full doors	900 x 600 x 1960



CABINET EXTENDERS



Doors and drawers are equipped with soft close sliders for noise reduction and lifetime extension

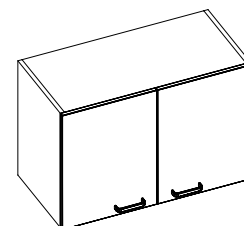
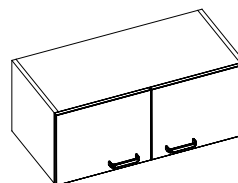
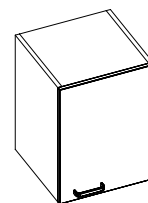
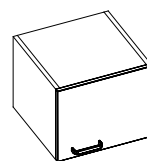


More information - www.mercilab.com



Allow increasing the storage space of laboratory cabinets and wardrobes.

ORDERING NO.	TYPE	DESCRIPTION	SIZE (WxDxH) [mm]
2M1 007 1L1 110 01	N-SKN 1-450L	1 full door, no shelf	450 x 450 x 370
2M1 007 1P1 110 01	N-SKN 1-450P	1 full door, no shelf	450 x 450 x 370
2M1 007 1L2 110 01	N-SKN 1-600L	1 full door, no shelf	600 x 450 x 370
2M1 007 1P2 110 01	N-SKN 1-600P	1 full door, no shelf	600 x 450 x 370
2M1 007 1L1 210 01	N-SKN 1-450L	1 full door, no shelf	450 x 600 x 370
2M1 007 1P1 210 01	N-SKN 1-450P	1 full door, no shelf	450 x 600 x 370
2M1 007 1L2 210 01	N-SKN 1-600L	1 full door, no shelf	600 x 600 x 370
2M1 007 1P2 210 01	N-SKN 1-600P	1 full door, no shelf	600 x 600 x 370
2M1 007 1L1 120 01	N-SKN 1-450L	1 full door, 1 shelf	450 x 450 x 600
2M1 007 1P1 120 01	N-SKN 1-450P	1 full door, 1 shelf	450 x 450 x 600
2M1 007 1L2 120 01	N-SKN 1-600L	1 full door, 1 shelf	600 x 450 x 600
2M1 007 1P2 120 01	N-SKN 1-600P	1 full door, 1 shelf	600 x 450 x 600
2M1 007 1L1 220 01	N-SKN 1-450L	1 full door, 1 shelf	450 x 600 x 600
2M1 007 1P1 220 01	N-SKN 1-450P	1 full door, 1 shelf	450 x 600 x 600
2M1 007 1L2 220 01	N-SKN 1-600L	1 full door, 1 shelf	600 x 600 x 600
2M1 007 1P2 220 01	N-SKN 1-600P	1 full door, 1 shelf	600 x 600 x 600
2M1 007 101 110 01	N-SKN 1-900	2 full doors, no shelf	900 x 450 x 370
2M1 007 101 210 01	N-SKN 1-900	2 full doors, no shelf	900 x 600 x 370
2M1 007 101 120 01	N-SKN 1-900	2 full doors, 1 shelf	900 x 450 x 600
2M1 007 101 220 01	N-SKN 1-900	2 full doors, 1 shelf	900 x 600 x 600





WALL-MOUNTED CABINETS

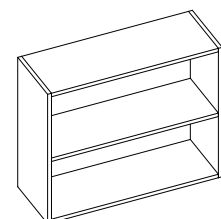
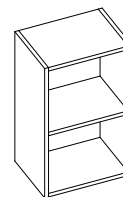

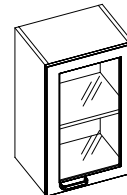
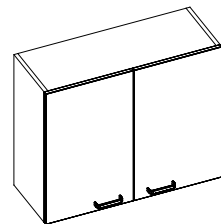
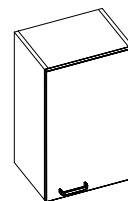


Edges of MERCI® melamine furniture are glued by Laser-Edge technology applied using a highly efficient laser that melts a colour-matched functional layer on the reverse side of the edge band and welds it to the carrier board.



More information - www.mercilab.com

ORDERING NO.	TYPE	DESCRIPTION	SIZE (WxDxH) [mm]
2M1 008 1L1 110 01	N-LSN 2-450L	1 full door, 1 shelf	450 x 350 x 370
2M1 008 1P1 110 01	N-LSN 2-450P	1 full door, 1 shelf	450 x 350 x 370
2M1 008 1L2 110 01	N-LSN 2-600L	1 full door, 1 shelf	600 x 350 x 370
2M1 008 1P2 110 01	N-LSN 2-600P	1 full door, 1 shelf	600 x 350 x 370
2M1 008 1L1 120 01	N-LSN 2-450L	1 full door, 1 shelf	450 x 350 x 740
2M1 008 1P1 120 01	N-LSN 2-450P	1 full door, 1 shelf	450 x 350 x 740
2M1 008 1L2 120 01	N-LSN 2-600L	1 full door, 1 shelf	600 x 350 x 740
2M1 008 1P2 120 01	N-LSN 2-600P	1 full door, 1 shelf	600 x 350 x 740
2M1 008 101 110 01	N-LSN 2-900	2 full doors, 1 shelf	900 x 350 x 370
2M1 008 101 120 01	N-LSN 2-900	2 full doors, 1 shelf	900 x 350 x 740
2M1 008 1L1 110 11	N-LSN 7-450L	1 glassed door, 1 shelf	450 x 350 x 370
2M1 008 1P1 110 11	N-LSN 7-450P	1 glassed door, 1 shelf	450 x 350 x 370
2M1 008 1L2 110 11	N-LSN 7-600L	1 glassed door, 1 shelf	600 x 350 x 370
2M1 008 1P2 110 11	N-LSN 7-600P	1 glassed door, 1 shelf	600 x 350 x 370
2M1 008 1L1 120 11	N-LSN 7-450L	1 glassed door, 1 shelf	450 x 350 x 740
2M1 008 1P1 120 11	N-LSN 7-450P	1 glassed door, 1 shelf	450 x 350 x 740
2M1 008 1L2 120 11	N-LSN 7-600L	1 glassed door, 1 shelf	600 x 350 x 740
2M1 008 1P2 120 11	N-LSN 7-600P	1 glassed door, 1 shelf	600 x 350 x 740
2M1 008 101 110 11	N-LSN 7-900	2 glassed doors, 1 shelf	900 x 350 x 370
2M1 008 101 120 11	N-LSN 7-900	2 glassed doors, 1 shelf	900 x 350 x 740
2M1 008 401 110 01	N-LSN 4-450	open, 1 shelf	450 x 330 x 370
2M1 008 402 110 01	N-LSN 4-600	open, 1 shelf	600 x 330 x 370
2M1 008 401 120 01	N-LSN 4-450	open, 1 shelf	450 x 330 x 740
2M1 008 402 120 01	N-LSN 4-600	open, 1 shelf	600 x 330 x 740
2M1 008 403 110 01	N-LSN 4-900	open, 1 shelf	900 x 330 x 370
2M1 008 403 120 01	N-LSN 4-900	open, 1 shelf	900 x 330 x 740



OFFICE FURNITURE MERCI®



Office furniture MERCI® is based on the same concept as laboratory furniture MERCI®. According to the requirements, the highest material quality and large palette of colours or colours combination can be used for the best aesthetical compatibility of your office with the laboratory premises.



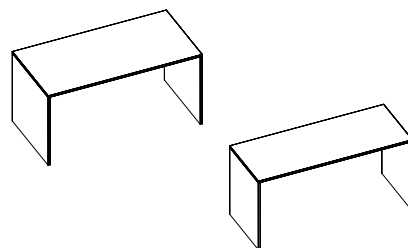
More information - www.mercilab.com



Wide range of colours available

Writing Table – Melamine Base

ORDERING NO.	TYPE	DESCRIPTION	SIZE (WxDxH) [mm]
2K2 014 100 000 01	DT 1-1200	writing table	1200 x 750 x 750
2K2 014 100 000 02	DT 1-1500	writing table	1500 x 750 x 750
2K2 014 100 000 03	DT 1-1800	writing table	1800 x 750 x 750
2K2 014 100 000 04	DT 2-1200	writing table	1200 x 600 x 750
2K2 014 100 000 05	DT 2-1500	writing table	1500 x 600 x 750
2K2 014 100 000 06	DT 2-1800	writing table	1800 x 600 x 750




Writing Table – Metal Base

ORDERING NO.	TYPE	DESCRIPTION	SIZE (WxDxH) [mm]
2K2 014 100 001 01	PT 1-1200	writing table	1200 x 750 x 750
2K2 014 100 001 02	PT 1-1500	writing table	1500 x 750 x 750
2K2 014 100 001 03	PT 1-1800	writing table	1800 x 750 x 750
2K2 014 100 001 04	PT 2-1200	writing table	1200 x 600 x 750
2K2 014 100 001 05	PT 2-1500	writing table	1500 x 600 x 750
2K2 014 100 001 06	PT 2-1800	writing table	1800 x 600 x 750



Conference Table

ORDERING NO.	TYPE	DESCRIPTION	SIZE (WxDxH) [mm]
2K2 014 200 000 01	DT 3	conference table, half-arched	1500 x 900 x 750
2K2 014 200 000 04	DT 6	segmental table, arched corner	750 x 750 x 750
2K2 014 200 000 05	DT 7	conference table, half-arched, two-sided	1800 x 900 x 750






Containers

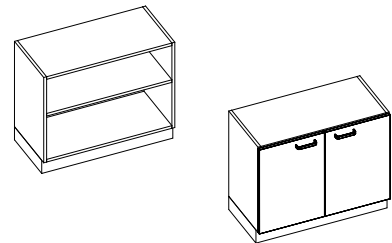
Containers can be placed under desk or in the free space (solid back wall).

ORDERING NO.	TYPE	DESCRIPTION	SIZE (WxDxH) [mm]
2K2 003 1L1 110 01 2K2 003 1P1 110 01	K-KD 1-430L K-KD 1-430P	1 door 1 door	430 x 585 x 655 430 x 585 x 655
2K2 003 101 110 01	K-KK 3-430	3 drawers (1 for pencils + 1 shallow + 1 deep)	430 x 585 x 655
2K2 003 101 110 02	K-KK 4-430	4 drawers (1 for pencils + 3 shallow)	430 x 585 x 655



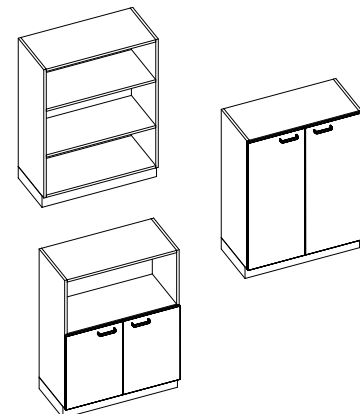
Low Cabinets

ORDERING NO.	TYPE	DESCRIPTION	SIZE (WxDxH) [mm]
2K2 005 403 130 01	K-SKOn 0-900	open, 1 shelf	900 x 430 x 720
2K2 005 101 130 01	K-SKPn 1-900	2 doors, 1 shelf	900 x 450 x 720




Midle-High Cabinets

ORDERING NO.	TYPE	DESCRIPTION	SIZE (WxDxH) [mm]
2K2 005 403 120 01	K-SKOs 0-900	open, 2 shelves	900 x 430 x 1219
2K2 005 101 120 01	K-SKPs 1-900	2 doors, 2 shelves	900 x 450 x 1219
2K2 005 203 120 01	K-SKOs 1-900	open, + 2 doors, 1 shelf	900 x 450 x 1219



High Cabinets

ORDERING NO.	TYPE	DESCRIPTION	SIZE (WxDxH) [mm]
2K2 005 403 110 01	K-SKOV 0-900	open, 4 shelves,	900 x 430 x 1960
2K2 005 101 110 11	K-SKPV 1-900	2 full doors, 4 shelves	900 x 450 x 1960
2K2 005 203 110 21	K-SKOV 1-900	open + 2 full doors, 3 shelves	900 x 450 x 1960
2K2 005 101 110 31	K-SKLV 1-900	2 glassed doors + 2 full doors, 3 shelves	900 x 450 x 1960
2K2 006 101 110 01	K-SKŠv 1-900	2 doors	900 x 450 x 1960





• MERCI

• MERCI

METAL
LABORATORY
FURNITURE
MERCİ® F



METAL LABORATORY FURNITURE MERCI® F



Cabinet made entirely of galvanized sheet steel galvanized on both sides, thickness: 0.8mm (+/- 5%). Cabinet is powder coated by chemically resistant epoxy paint (RAL 7035). Side walls made in double wall system which reinforce the construction of the cabinet. Fronts of cabinets with thickness 20 mm (+/- 5%) made of double sheet, each thickness 0.8 mm (+/- 5%), filled with stiffening and soundproofing material. Each wall is painted separately and bilaterally before being assembled.



More information - www.mercilab.com



Wide range of colours available



Metal laboratory furniture MERCI® F have certificate of conformity with the following standards: PN-EN 13150 and PN-EN 14727. Epoxy powder coated steel furniture (RAL 7035 colour as standard (possibility to choose different colour from RAL palette) – paints have PZH certificate (National Institute of Hygiene certificate) and Qualicoat Certificate. Steel laboratory furniture MERCI® characterizes resistance for mechanical load (sides and fronts are made of double, galvanized sheet) as well as resistance for corrosion.

- module systems – possibility of extend in the future
- possibility to choose height of stands: 900 mm (standing work) or 750 mm (sitting work)
- cabinets made of galvanized steel, covered by chemically resistant epoxy powder paint on light grey colour (RAL 7035 – possibility to choose different colour from RAL palette)
- various configuration of cabinets: right/left doors, drawer and door, column with drawers
- possibility to fit drawers or containers on wheels under the worktop
- wall-mounted cabinet closed
- possibility to place door lock for drawers and doors
- work safety guaranteed by compliance with PN-EN 13150 and PN-EN 14727

Underbench cabinets, installing cabinets and containers are made of galvanized steel, inside every cabinet (excluding installation cabinet) steel shelf is located – possibility of height regulation. Optionally cabinets could be locked.

Wall mounted cabinets are made of galvanized steel, inside every cabinet (excluding installation cabinet) steel shelf is located – possibility of height regulation.

There is possibility to manufacture wall mounted cabinets with solid door, glass door or in open version – without door.

Hinges and slides are self-shutting and have quietly shutting systems (manufacturer – Blum).

Hinges with an opening angle 155° increase safety and work comfort). Doors in cabinets are soundproofed, interior is filled (type of filling – honeycomb). Corners in cabinets are welded.

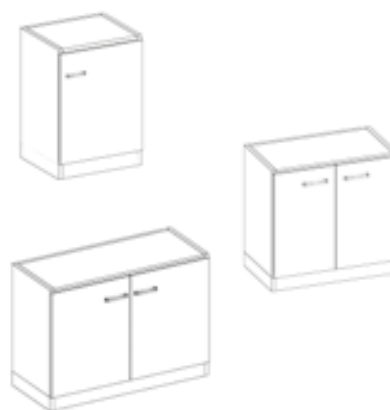
UNDERBENCH CABINETS



Laboratory Cabinets with Doors

Cabinets serve as supporting component of the worktop.

ORDERING NO.	TYPE	DESCRIPTION	SIZE (WxDxH) [mm]
2 010 730 000 001	MP_SZC_600-900_1D	1 door, no shelf	600 x 500 x 870
2 010 730 000 002	MP_SZC_900-900_2D	2 doors, no shelf	900 x 500 x 870
2 010 730 000 003	MP_SZC_1200-900_2D	2 doors, no shelf	1200 x 500 x 870



Laboratory Cabinets with Drawers

Cabinets serve as supporting component of the worktops.

ORDERING NO.	TYPE	DESCRIPTION	SIZE (WxDxH) [mm]
2 010 730 000 004	MP_SZC_450-900_4S	4 drawers	4450 x 500 x 870
2 010 730 000 005	MP_SZC_600-900_4S	4 drawers	600 x 500 x 870
2 010 730 000 006	MP-SZC_900-900_4S	4 drawers	900 x 500 x 870

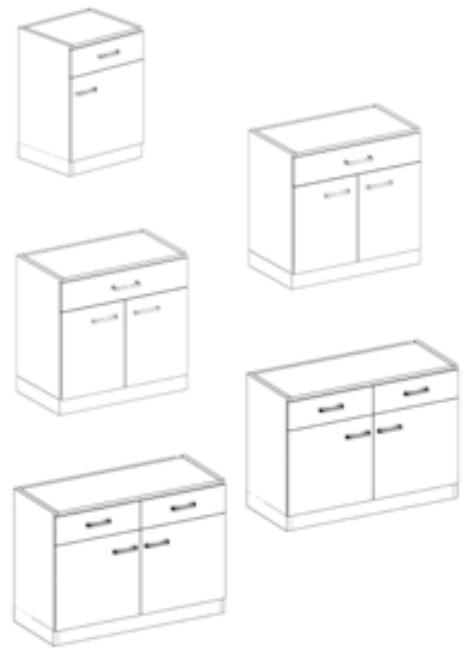




Laboratory Cabinets Combined

Cabinets serve as supporting component of the worktops.

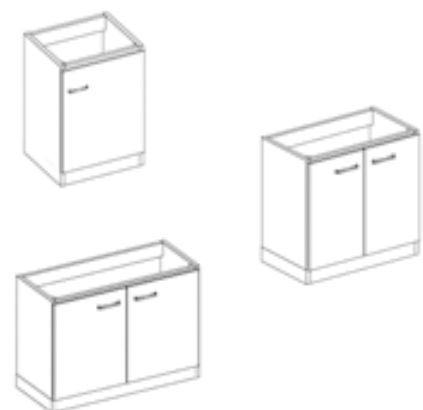
ORDERING NO.	TYPE	DESCRIPTION	SIZE (WxDxH) [mm]
2 010 730 000 007	MP_SZC_600-900_1D1S	1 door, 1 upper drawer, 1 shelf	600 x 500 x 870
2 010 730 000 008	MP_SZC_900-900_2D1S	2 doors, 1 upper drawer, 1 shelf	900 x 500 x 870
2 010 730 000 009	MP_SZC_900-900_2D2S	2 doors, 1 upper drawer, 2 shelves	900 x 500 x 870
2 010 730 000 010	MP_SZC_1200-900_2D1S	2 doors, 2 upper drawers, 1 shelf	1200 x 500 x 870
2 010 730 000 011	MP_SZC_1200-900_2D2S	2 doors, 2 upper drawers, 2 shelves	1200 x 500 x 870



Laboratory Installing Cabinets for Sinks

Cabinets serve for installing of sinks or bowls and as supporting component of the worktops.

ORDERING NO.	TYPE	DESCRIPTION	SIZE (WxDxH) [mm]
2 010 730 000 012	MP_SZCM_600-900_1D	1 door, no shelf	600 x 500 x 870
2 010 730 000 013	MP-SZCM_900-900_2D	2 doors, no shelf	900 x 500 x 870
2 010 730 000 014	MP_SZCM_1200-900_2D	2 doors, no shelf	1200 x 500 x 870



Laboratory Ending Cabinets

Cabinets serve as supporting component of the worktop and can be placed in the middle of the wall or room, and/or in the corner.

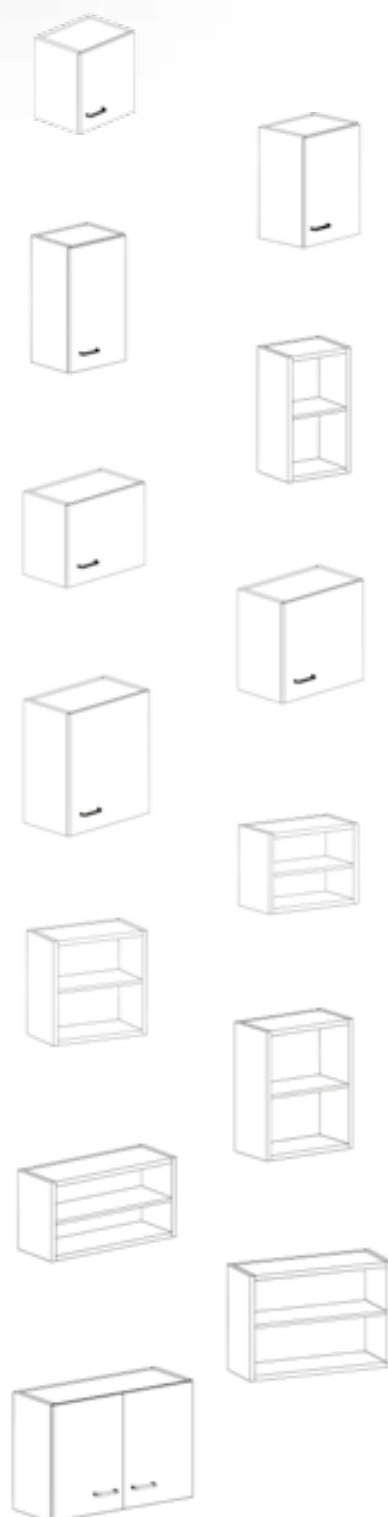
ORDERING NO.	TYPE	DESCRIPTION	SIZE (WxDxH) [mm]
2 010 730 000 015	MP_SZCO_1000-900_1D	1 door, no shelf	1000 x 500 x 870



WALL-MOUNTED CABINETS



ORDERING NO.	TYPE	DESCRIPTION	SIZE (WxDxH) [mm]
2 010 730 000 016	MP_SZW_450-480_1D	1 door, no shelf	450 x 330 x 480
2 010 730 000 017	MP_SZW_450-630_1D	1 door, no shelf	450 x 330 x 630
2 010 730 000 018	MP_SZW_450-780_1D	1 door, no shelf	450 x 330 x 780
2 010 730 000 019	MP_SZWR_450-780_1D	open, 1 shelf	450 x 330 x 780
2 010 730 000 020	MP_SZW_600-480_1D	1 door, no shelf	600 x 330 x 480
2 010 730 000 021	MP_SZW_600-630_1D	1 door, no shelf	600 x 330 x 630
2 010 730 000 022	MP_SZW_600-780_1D	1 door, no shelf	600 x 330 x 780
2 010 730 000 023	MP_SZWR_600-480_1D	open, 1 shelf	600 x 330 x 480
2 010 730 000 024	MP_SZWR_600-630_1D	open, 1 shelf	600 x 330 x 630
2 010 730 000 025	MP_SZWR_600-780_1D	open, 1 shelf	600 x 330 x 780
2 010 730 000 026	MP_SZWR_900-480_2D	open, 1 shelf	900 x 330 x 780
2 010 730 000 027	MP_SZWR_900-630_2D	open, 1 shelf	900 x 330 x 630
2 010 730 000 028	MP_SZWR_900-630_2D	2 doors, no shelf	900 x 330 x 630





CONTAINERS



ORDERING NO.	TYPE	DESCRIPTION	SIZE (WxDxH) [mm]
2 010 730 000 029	MP_SZK_450-750_3S	3 drawers	450 x 500 x 570
2 010 730 000 030	MP_SZK_450-750_1D	1 door	450 x 500 x 570
2 010 730 000 031	MP_SZK_450-900_1D	1 door	450 x 500 x 720
2 010 730 000 032	MP_SZK_600-900_1D	1 door	600 x 500 x 720
2 010 730 000 033	MP_SZK_600-900_1D1S	1 door, 1 upper drawer	600 x 500 x 720
2 010 730 000 034	MP-SZK_600-750_1D	1 door	600 x 500 x 570
2 010 730 000 035	MP_SZK_600-750_3S	3 drawers	600 x 500 x 570
2 010 730 000 036	MP_SZK_600-900_4S	4 drawers	600 x 500 x 720
2 010 730 000 037	MP_SZK_900-900_2D	2 doors	900 x 500 x 720
2 010 730 000 038	MP_SZK_900-900_2D1S	2 doors, 1 upper drawer	900 x 500 x 720
2 010 730 000 039	MP_SZK_900-900_4S	4 drawers	900 x 500 x 720



The height of containers calculated without wheels.



LABORATORY
CHAIRS



LABORATORY CHAIRS

Laboratory Chair, Low Version

Working chair with ergonomic PUR seat, gas piston for height-adjusting of the seat, plastic base (chromed base on request).

ORDERING NO.	DESCRIPTION	MECHANISM	HEIGHT OF THE SEAT [mm]	
Z01 101 110 000 25	laboratory chair, PUR seat	ASYN	44 - 57	wheels*
Z01 101 110 000 27	laboratory chair, PUR seat	ASYN	44 - 57	sliders
Z01 101 110 000 28	laboratory chair, PUR seat	MEK	42,5 - 55	wheels*
Z01 101 110 000 30	laboratory chair, PUR seat	MEK	42,5 - 55	sliders
Z01 101 110 000 31	laboratory chair, PUR seat	NOR	42,5 - 55	wheels*
Z01 101 110 000 33	laboratory chair, PUR seat	NOR	42,5 - 55	sliders
Z01 101 110 000 43	laboratory chair, PUR seat	standard	44 - 56	wheels*
Z01 101 110 000 45	laboratory chair, PUR seat	standard	44 - 56	sliders

* We deliver laboratory chairs with wheels for hard floor in standard. Wheels for soft floor on request.



Laboratory Chair, High Version

We don't recommend the variant with wheels by the high version, for decrease of stability. Working chair with ergonomic PUR seat, gas piston for height-adjusting of the seat, plastic base (chromed base on request), foot ring.

ORDERING NO.	DESCRIPTION	MECHANISM	HEIGHT OF THE SEAT [mm]	
Z01 101 120 000 25	laboratory chair, PUR seat	ASYN	54 - 78	wheels*
Z01 101 120 000 27	laboratory chair, PUR seat	ASYN	54 - 78	sliders
Z01 101 120 000 28	laboratory chair, PUR seat	MEK	58,5 - 83,5	wheels*
Z01 101 120 000 30	laboratory chair, PUR seat	MEK	58,5 - 83,5	sliders
Z01 101 120 000 31	laboratory chair, PUR seat	NOR	58,5 - 83,5	wheels*
Z01 101 120 000 33	laboratory chair, PUR seat	NOR	58,5 - 83,5	sliders
Z01 101 120 000 43	laboratory chair, PUR seat	standard	60 - 84	wheels*
Z01 101 120 000 45	laboratory chair, PUR seat	standard	60 - 84	sliders

* We deliver laboratory chairs with wheels for hard floor in standard. Wheels for soft floor on request.



Laboratory Chair, Upholstered

Revolving chair, height-adjustable, seta and back-rest upholstered with medical artificial leather or with cloth, possible colour variants. Metal chromed base, foot ring.

ORDERING NO.	DESCRIPTION	MECHANISM	HEIGHT OF THE SEAT [mm]	
Z01 101 120 000 34	chair with upholstered seat and back-rest, artificial leather	standard	51 - 70	wheels
Z01 101 120 000 37	chair with upholstered seat and foot ring, artificial leather or cloth	standard	68 - 87	wheels/ sliders



The image shows the interior of a safety cabinet with shelves containing various bottles and containers. A warning sign is visible on the right side of the cabinet door, featuring a flame icon and the number 90. The background is a warm, golden-brown color with a subtle flame pattern at the bottom.

SAFETY CABINETS



SAFETY CABINETS



The need for safety technical equipment for storing of dangerous chemicals is based on the norms TRbF 20 No.: 5 and DIN EN 14470-1. The norms explain, the storing of chemicals on the workplace is not legal, except necessary small volumes in according safety cabinets. The norms are valid for all laboratories and for people, manipulating with dangerous chemicals, and for all EU countries. The cabinets protect not yet the persons in the laboratory in case of fire, but the rescue squad and property too.

The company MERCI, s.r.o. is an authorised supplier of safety cabinets of the German company asecos. We are providing installation, connecting to the exhausting system and one-year testing of functioning. The cabinets are specified for storing of solid and liquid inflammable chemicals, according to the requirements of the norm EN 14470-1, they are produced in the best quality and offer a great scale of dimensions. Company MERCI, s.r.o. has a document "Fire-resistance classification certificate" issued from the company PAVUS, a.s., authorised person AO 216. There is a lot of variants according to the customer's requirements – internal equipment, storing volumes, variable volumes of flasks and gas cylinders, various access to the stored chemicals. Walls of the safety cabinets are made from double steel sheets, filled with silicate isolation, resistant against high temperatures, ensuring the temperature below 200 °C in the internal chamber of the safety cabinet in case of fire. The doors are equipped with melting fuse, ensuring automatic self-closing of doors and throats Ø 75 mm for connecting to the exhausting system. Fire resistance depends on the type of the cabinet – 90 or 30 minutes. The edges and chinks are equipped with temperature-sensitive material, enlarging volume and filling the chinks in case of fire. The exhausting system must be in operation for 24 hours. The fan is not a part of the safety cabinet, it is an external device.

If it is not possible, to connect the cabinet to an exhausting system, we can offer a separate filtering unit for installing on the cabinet (exchange of filter ca. 1x in year).



Functionality of the integrated or external air-exhaustion and filtration system as same as optional choices of a drawers, shelves or combined cabinet interior is emphasized by the modern design with an option to choose a colour of selected models.



Call us for whole range of products in our assortment.



Basic parameters

External dimensions (W x D x H) [mm]	1197 x 617 x 1969
Internal dimensions W x D x H [mm]	left: 450 x 524 x 1742 right: 450 x 524 x 1742

K-PHOENIX-90 - 120 cm

Safe and approved storage of aggressive and flammable hazardous substances in working areas

Function / construction:

- **robust construction and longevity:** triple hinged door, body made of powder-coated sheet steel, safety elements assembled outside the cabinet for increased protection against corrosion
- **two in one:** 2 compartments (vertical separated) allow the storage of flammable liquids and aggressive chemicals in one cabinet
- **user-friendly and safe (folding door compartment):** door open arrest system (standard), convenient and safe removal or storage of containers
- **no unauthorised use:** doors lockable with profile cylinder (integration in an existing locking system possible) / cylinder lock
- **easy alignment:** adjusting aids to compensate for uneven floor
- **ventilation:** integrated air ducts ready for connection (DN75) to a technical exhaust system

Available equipment

- Compartment for the storage of flammable liquids
- shelves with load capacity of 75 kg
 - tray shelves with load capacity of 150 kg
 - perforated insert usable as storage area
 - bottom collecting sump
 - drawers – high storage capacity, optimal use of the available storage capacities
 - metal-free tray shelves and collecting sumps
 - storage box
 - sump inliner (PE or PP)

Compartment for the storage of aggressive, non flammable hazardous materials pull-out



Basic parameters

External dimensions (W x D x H) [mm]	1102 x 574 x 600
Internal dimensions W x D x H [mm]	979 x 452 x 502

UB-T-90 - 110 cm

Safe and approved storage of flammable hazardous substances in working areas

Function / construction:

- **robust construction and longevity:** body made of powder-coated sheet steel
- **easy handling with comfort:** doors stop in any position, self-closing in the event of fire
- **user-friendly:** access to all containers, 135° opening of the wing door, interior of the cabinet completely visible
- **no unauthorised use:** doors lockable with cylinder lock and locking state indicator (red/green)
- **mobile:** castors with plinth (optionally available), easy moving of the cabinet
- **ventilation:** integrated air ducts ready for connection (DN50) to a technical exhaust system

Available equipment

- Compartment for the storage of flammable liquids
- shelves with load capacity of 75 kg
 - perforated insert useable as storage area
 - bottom collecting sump
 - maximised interior height – ideal for the storage of 30 litre containers, convenient removal and storage of containers, problem-free connection of stored containers to supply and disposal pipes



SL-CLASSIC - 120 cm

Safe and approved storage of aggressive, non flammable hazardous materials in working areas

Function / construction:

- **robust construction and longevity:** cabinet body made of powdercoated sheet steel, safety elements assembled outside the storage compartment for increased protection against corrosion
- **two in one:** two hermetically separated storage compartments allow the isolated storage of acids and bases in one cabinet
- **no unauthorised use:** doors lockable with profile cylinder (integration in an existing locking system possible)
- **easy alignment:** adjusting aids to compensate for uneven floor
- **ventilation:** integrated metal-free air ducts ready for connection to a technical exhaust system with only one extraction air inlet

Available equipment

- shelf with plastic sump (V=33 ltr.) and grid
- bottom collecting sump PE (V=66 ltr.) with grid
- pull-out shelves with removable plastic sump

Basic parameters

External dimensions (W x D x H) [mm]	1197 x 603 x 1965
--------------------------------------	-------------------

Internal dimensions W x D x H [mm]	all compartments: 485 x 570 x 1869
------------------------------------	---------------------------------------



G-ULTIMATE-90 - 120 cm

Safe and approved storage of flammable or toxic gases in working areas – for up to 4x 50-litre gas cylinders

Function / construction:

- **no unauthorised use:** doors lockable with profile cylinder (integration in an existing locking system possible)
- **easy alignment:** adjusting aids to compensate for uneven floor
- **easy mounting of connecting pipes and gas fittings:** large interior height (1890 mm), many lead-through possibilities on the top of the cabinet
- **ventilation:** integrated air ducts ready for connection (DN75) to a technical exhaust, even ventilation inside the cabinet
- **tested and certified:** according to the stricter GS principles

Available equipment

- comfort interior equipment – complete with mounting rails, rolling ramp (L = 350 mm) with pneumatic damper, cylinder retainer and matching tension belts
- standard interior equipment – complete with mounting rails, rolling ramp, cylinder retainer and matching tension belts
- cylinder retainer – variable installation in the cabinet, flexibly adjustable in depth, across the entire width of the cabinet
- lateral cylinder retainer – for two 10-litre cylinders, alternatively in height adjustable version (no tools required)

Basic parameters

External dimensions (W x D x H) [mm]	1198 x 615 x 2050
--------------------------------------	-------------------

Internal dimensions W x D x H [mm]	1045 x 400 x 1858
------------------------------------	-------------------



LAMINAR
AIRFLOW
CABINETS
MERCİ®





LAMINAR AIRFLOW CABINETS MERCI®



Laboratory airflow cabinets vertical, horizontal, biosafety and cytotoxic cabinets. Industrial laminar airflow systems vertical laminar airflow modules, powder containing systems, decontamination chambers, H₂O₂ pass through box, isolators, glove-boxes.

The cabinets belong to the latest generation of laminar airflow systems manufactured by Faster, in which the choice of materials of construction of the highest quality guarantees conformity to the strictest safety standards.

The cabinets have been designed to guarantee the product, personnel and environmental protection and they are primary suitable for applications such as: preparation and handling of cytotoxic drugs, preparation and manipulation of antineoplastic chemotherapeutics, preparation and manipulation of CMR drugs and any other agents likely to cause genetic alterations or synergetic activities with other materials.

The cabinets meet also EN 12469:2000 as for Class II Biohazard cabinets, they can be adopted also for a wide range of disciplines in applications such as: Microbiology, Virology, Haematology, Cell culture, Genetics, Handling of hazardous agents to human beings or animals.

Ergonomic Design

The angled sloping (7°) front hinged safety-glass provides optimum visibility of all objects placed in the interior workspace. The frontal opening is set to 200 mm. The whole front of the cabinet can also be opened upwards as it is hinged on the top – in order to allow easy access for complete and effective cleaning and decontamination.

Real Laminar AirFlow

Frontal screen 7° sloped as well as back side wall to convey in unidirectional pattern the air flow. As a consequence, the front and back panels are parallel one with the other and there is the real presence of Laminar AirFlow in the whole working area.



ECS® Eco Controlling System: The new ECS® micro-processor employs the latest innovative methods of integrated management of all principal functions of ventilation and filtration - self-regulating all the main filtration and ventilation system components - compensating for declining pressure drops and restoring power balance. Combining the use of AC motor-blower and certified low pressure-drop filters, the new ECS® controlling system optimize power consumption, reducing CO₂ emissions into the environment.



More information - www.mercilab.com

VERTICAL LAMINAR AIRFLOW CABINETS MERCI®



EN 1882



Laminar Airflow Cabinet MERCI® LS-90

LS-90 unit is compact vertical laminar airflow cabinet especially designed to meet specific requirements of electronics, pharmaceuticals, optical and biotechnology laboratories, primarily when handling cell cultures and non-hazardous biological agents or whenever product protection is needed.

It is used in a wide range of disciplines, including: microbiology, sterility tests, cell culture, sterile manipulations, DNA work/thermal cycling/PCR. LS-90 is equipped with a special closing panel placed on top of the unit which allows setting from positive to negative pressure working mode.

Construction materials

- Body structure: epoxy cold rolled painted steel coated with antimicrobial coating
- Work surface: AISI 304L stainless steel in one piece and perforated
- Screen: hinged safety glass front window; side screens are made in stratified glass with holes for installation of possible taps

Filtration

- Main filters: G3 pre-filter on top of the cabinet and low pressure drop H14 HEPA/ULPA filter with efficiency of 99.995 % MPPS as per CEN EN 1822
- Air cleanliness in Class ISO 3, according to ISO 14644-1

Ventilation

- Provided by single Alternative Current motor blower

Outlet standard fittings

- Electrical socket
- Fluorescent lamp
- DOP port

Options available

- Additional service taps and electrical sockets
- UV light fixed on aluminum night door closure
- Epoxy powder coated modular stand (available with castors upon request)
- Automatic Regulator with full Digital Display and Anemometer
- Stainless steel hanging bar
- Differential pressure gauge
- Kit Biohazard

DESCRIPTION	LS-90
Overall Dimensions WxHxD [mm]	830 x 925 x 652
Usefull Dimensions WxHxD [mm]	732 x 580 x 380
Packing Dimensions WxHxD [mm]	1470 x 1750 x 900
Light [Lux]	250
Noise level [dB(A)]	53
Electrical Supply [V/Hz]	220-230/50
Power [Kw]	0,20
Weight [kg]	75



EN 1882



Laminar Airflow Cabinet MERCIC® VS

VS unit is vertical laminar air flow cabinet conceived to guarantee product protection during manipulation of non-pathogenic agents.

The vertical laminar air flow creates a sterile environment inside the working chamber and it guarantees the product protection from the external and cross contamination. The main applications are sterility test, microbiology, In vitro fertilization, preparation of ophthalmic solutions, preparation of culture media, assembly of electronic devices, nutritional parenteral therapy, assembly of medical device

Construction materials

- Body structure: epoxy coated cold-rolled steel structure.
- Work surface: AISI 304L stainless steel in one piece.
- Screen: hinged safety glass front window, side screens are made of safety glass with 3 holes/each side for installation of possible taps

Filtration

- Air cleanliness in Class ISO 3, According to the ISO 14644-1.
- Main filters: G3 pre-filter on top of the cabinet and low pressure drop H14 HEPA/ULPA filter with efficiency of 99.995 % MPPS as per CEN EN 1822

Ventilation

- Provided by single Alternative Current motor blower

Outlet standard fittings

- Electrical socket
- Fluorescent lamp
- DOP port

Options available

- Additional service taps and electrical sockets
- UV magnetic light with aluminum night door closure
- Epoxy powder coated modular stand (available with castors upon request)
- Automatic regulator with full digital display and anemometer
- Stainless steel hanging bar
- Differential pressure gauge

DESCRIPTION	VS-4	VS-5	VS-6
Overall Dimensions W x H x D [mm]	1350 x 1500 x 760	1655 x 1500 x 760	1960 x 1500 x 760
Usefull Dimensions W x H x D [mm]	1198 x 755 x 609	1503 x 755 x 609	1808 x 755 x 609
Packing Dimensions W x H x D [mm]	1470 x 1750 x 900	2060 x 1750 x 900	2060 x 1750 x 900
Working aperture [mm]	250	250	250
Net Weight [kg]	192	274	250
Gross Weight [kg]	242	333	395
Noise level [dB(A)]	<60	<60	<60
Electrical Supply	1Ph+E-230V 50Hz	1Ph+E-230V 50Hz	1Ph+E-230V 50Hz
Power [Kw]	0,90	1,40	1,40

HORIZONTAL LAMINAR AIRFLOW CABINETS MERCI®



EN 1882



Laminar Airflow Cabinet MERCI® OSN

OS-N unit is horizontal laminar air flow cabinet conceived to guarantee product protection during manipulation of nonpathogenic agents.

The horizontal laminar flow creates a sterile environment inside the working chamber and it guarantees the product protection from the external and cross contamination.

The main applications are sterility test, microbiology, In vitro fertilization, preparation of ophthalmic solutions, preparation of culture media, assembly of electronic devices, nutritional parenteral therapy, assembly of medical devices.

Construction materials

- Body structure: epoxy cold rolled painted steel coated with antimicrobial coating.
- Work surface: AISI 304L stainless steel in one piece.
- Screen: frontal closure shutter on request, side screens are made in safety glass with 2 holes/each side for installation of possible taps

Filtration

- Air cleanliness in class ISO 3, according to the ISO 14644-1.
- Main filters: G3 pre-filter on top of the cabinet and low pressure drop H14 HEPA/ULPA filter with efficiency of 99.995 % MPPS as per CEN EN 1822

Ventilation

- Provided by single Alternative Current motor blower

Outlet standard fittings

- Electrical socket
- Fluorescent lamp
- DOP port

Options available

- Additional service taps and electrical sockets
- UV light with PVC shutter to close the front opening
- Epoxy powder coated modular stand (available with castors upon request)
- Automatic regulator with digital display and anemometer
- Stainless steel hanging bar
- Differential pressure gauge

DESCRIPTION	OS-N 3	OS-N 4	OS-N 5	OS-N 6
Overall Dimensions W x H x D [mm]	945 x 1195 x 925	1250 x 1195 x 925	1555 x 1195 x 925	1860 x 1195 x 925
Usefull Dimensions W x H x D [mm]	885 x 734 x 600	1190 x 734 x 600	1495 x 734 x 600	1800 x 734 x 600
Working aperture [mm]	735			
Weight [kg]	104	122	171	194
Noise level [dB(A)]	<60			
Electrical Supply	1Ph+E-230V 50Hz			
Power [Kw]	0,70	0,90	1,40	1,40



MICROBIOLOGICAL SAFETY CABINET MERCI®



EN 12469



Laminar Airflow Cabinet MERCI® SCS Evo

Construction materials

- Body structure: epoxy cold rolled painted steel coated with antimicrobial coating.
- Work surface: AISI 316L stainless steel divided in perforated sectors. Stainless steel work surface in one piece or blind sectors are available upon request.
- Back wall panel: made in AISI 304 stainless steel.
- Screen: automatic sliding frontal sash window made out of 8mm thickness stratified glass. Side screens are made in stratified glass.

Filtration

- Main filter: low pressure drop with HEPA/ULPA H14 filter with efficiency of 99,995% MPPS as per CEN EN 1822.
- Exhaust filter: low pressure drop HEPA/ULPA H14 filter with efficiency of 99,995% MPPS as per CEN EN 1822.
- Air cleanless in Class ISO 3, according to ISO 14644-1.

Ventilation

Provided by double Direct Current DC motorblowers.

Automatic air flow speed regulation

The progressive filters clogging is compensated by automatic air flow speed regulation system provided by digital anemometer sensor. The microprocessor automatically keeps the pressures balanced and the down-flow and air-flow barrier speeds steady and constant.

Outlet standard fittings

- Electrical socket (one for the models II-3 and II-4 and two sockets are available as standard in versions II-5 and II-6).
- Automatic service connection for gas.
- Manual service connection for vacuum.

Lighting

The unit is equipped with LED lights and dimmer to change light intensity.

Options available


- UV magnetic light.
- Additional taps or sockets.
- Stainless steel hanging bars.
- Stainless steel armrest.
- Anti blow-back dumper.
- Exhaust hard duct connection.
- Additional H14 HEPA/ULPA filter on the exhaust.
- Additional charcoal filter on the exhaust.
- Electrical adjustable stand 800 to 1100 mm working height.

DESCRIPTION	SCSevo II-3	SCSevo II-4	SCSevo II-5	SCSevo II-6
Overall Dimensions W x H x D [mm]	1045 x 1545 x 855	1350 x 1545 x 855	1655 x 1545 x 855	1960 x 1545 x 855
Usefull Dimensions W x H x D [mm] (1)	887 x 740 x 580	1192 x 740 x 580	1497 x 740 x 580	1802 x 740 x 580
Working aperture [mm]	160 (200 mm on request)			
Maximum front aperture [mm]	440			
Weight [kg]	170	195	225	260
Exhaust flow rate [m³/h]	290	390	485	585
Filtration	Main and exhaust certified low pressure drop H14 HEPA/ULPA filters with typical efficiency of 99,995% MPPS CEN EN 1822-ULPA filter with typical efficiency of 99,999% at 0.1 to 0.3 µm as per IEST-RP-CC00 1.3 USA			
Noise level [dB(A)]	41	42,5	47	49
Lighting level [lux]	>1200	>1200	>1300	>1300
Electrical Data	1Ph+E - 230V 50Hz			
Current consumption (2)(3)	0,5	0,6	0,9	1,2
Electrical class / IP	1/20			
Internal electrical outlet	The electrical outlets have a total load capacity of 6A and are protected with one T6A fuse			
Power consumption [W]	78	84,4	128	171

(1) The total depth of the cabinet can be easily reduced to 780 mm removing the back panel.

(2) At operation condition according to EN 12469: 2000.

(3) Clean filters, lighting activated, internal outlet load excluded.





Tradition

Sustainability, Quality, Certification
and Tradition.

www.mercilab.com

 **MERCY**
laboratory as it should be



EUROPEAN UNION
European Regional Development Fund
Operational Programme Enterprise
and Innovations for Competitiveness

The project „Support of exporting
activities of the company MERCI, s.r.o.
with attendance of international
exhibitions LabSupply 2017 and
Achema 2018“ will be supported
by the European Union.



CONTACT

MERCI, s.r.o.
Hviezdoslavova 55b
627 00 Brno, Czech Republic
Phone: +420 548 428 411
Fax: +420 548 211 485
E-mail: export@merci.cz

www.mercilab.com

YOUR DISTRIBUTOR

